

إجتماع الجمعية العامة العادية لعام ٢٠١٢م

١. جدول أعمال الجمعية العامة العادية لعام ٢٠١٢م
٢. محضر اجتماع الجمعية العامة العادية لعام ٢٠١١م
٦. كلمة رئيس مجلس الإدارة
٨. تقرير هيئة الرقابة الشرعية
١٢. البيانات المالية باللغة الانجليزية

جدول أعمال

الجمعية العامة العادية لعام ٢٠١٢م رقم (٣٦)

١. التصديق على محضر اجتماع الجمعية العامة العادية لعام ٢٠١١م المنعقد في يوم الأربعاء ٢١ ربيع الآخر ١٤٣٣ هـ الموافق ١٤ مارس ٢٠١٢م.
٢. مناقشة تقرير مجلس الإدارة عن أنشطة البنك ومركزه المالي للسنة المالية المنتهية في ٣١ ديسمبر ٢٠١٢م.
٣. الاستماع إلى تقرير هيئة الرقابة الشرعية عن السنة المالية المنتهية في ٣١ ديسمبر ٢٠١٢م.
٤. الاستماع إلى تقرير مدققي الحسابات عن السنة المالية المنتهية في ٣١ ديسمبر ٢٠١٢م.
٥. مناقشة البيانات المالية للسنة المالية المنتهية في ٣١ ديسمبر ٢٠١٢م والتصديق عليها.
٦. اعتماد تعيين السيد إسماعيل محمد أمين كعضو مجلس إدارة مستقل.
٧. مناقشة تقرير مجلس الإدارة حول الالتزام بتطبيق حوكمة الشركات.
٨. اعتماد توصية مجلس الإدارة بتخصيص مبلغ -/١٥٠,٠٠٠ دينار بحريني (فقط مائة وخمسون ألف دينار بحريني) للتبرعات وتفويض مجلس الإدارة بتوزيعها.
٩. إبراء ذمة أعضاء مجلس الإدارة عن كل مايتعلق بتصرفاتهم عن السنة المالية المنتهية في ٣١ ديسمبر ٢٠١٢م.
١٠. تعيين أو إعادة تعيين مدققي الحسابات للسنة المالية ٢٠١٣م بعد أخذ موافقة مصرف البحرين المركزي وتفويض مجلس الإدارة بتحديد أتعابهم.
١١. تعيين أو إعادة تعيين أعضاء هيئة الرقابة الشرعية للسنة المالية ٢٠١٣م وتفويض مجلس الإدارة بتحديد أتعابهم.

محضر اجتماع

الجمعية العامة العادية لعام ٢٠١١ رقم (٣٥) بتاريخ ١٤ مارس ٢٠١٢م

PO Box 5240, Manama
Kingdom of Bahrain
T +973 17 546 111
F +973 17 535 808
www.bisb.com

صندوق بريد ٥٢٤٠، المنامة
مملكة البحرين
هاتف III ٥٤٦ ١٧ +٩٧٣
فاكس ٨٠٨ ٥٣٥ ١٧ +٩٧٣

بنك البحرين الإسلامي



محضر اجتماع الجمعية العمومية العادية لعام 2011 (35)

بتاريخ 14-3-2012م

الزمان: الساعة العاشرة من صباح يوم الأربعاء الرابع عشر من شهر مارس 2012م
المكان: بقاعة الاجتماعات ببنك البحرين الإسلامي بالمقر الرئيسي - برج السلام.

مثل الحضور أصالة ووكالة 664.314.262 سهما ويمثل ذلك نسبة 70.97%.

حضر الاجتماع كل من :

السيدة / عايشة الجلاهمة	مصرف البحرين المركزي
السيدة / فاطمة ناصر الفاضل	مصرف البحرين المركزي
السيد / محمد التميمي	مصرف البحرين المركزي
السيدة / منى المناعي	مصرف البحرين المركزي
السيد / ابراهيم عواجي	وزارة الصناعة والتجارة
الانسة / شيخة الزباني	بورصة البحرين
السيد / احمد قاسم	شركة البحرين لتسجيل الاسهم
السيد / عيسى الجودر	مدقق الحسابات الخارجي (ارنست اند يونغ)
السيد / نادر رحيمي	مدقق الحسابات الخارجي (ارنست اند يونغ)


كما حضر الاجتماع من مجلس الإدارة :-

السيد / خالد عبدالله البسام	رئيس مجلس الإدارة
السيد / خالد محمد نجيب	عضو مجلس الإدارة
السيد / محمد رجب الزورق	عضو مجلس الإدارة
السيد / علي محمد العليمي	عضو مجلس الإدارة
السيد / نبيل أحمد محمد أمين	عضو مجلس الإدارة
السيد / غسان محمد البراهيم	عضو مجلس الإدارة
السيد / عبدالرحمن علي الداود	عضو مجلس الإدارة
السيد / عبدالله مشاري الحميضي	عضو مجلس الإدارة
السيد / محمد ابراهيم محمد	الرئيس التنفيذي للبنك
السيد / رمضان علي رمضان	سكرتير مجلس الإدارة

كما حضر الاجتماع من هيئة الرقابة الشرعية للبنك:

• الشيخ عبداللطيف محمود المحمود

بناءً على تأكيد السيد / أحمد قاسم - ممثل كي بي أم جي محاسبون قانونيين ومستشارون (مسجلو الأسهم) أن النصاب قانوني لعقد الجلسة و ذكر السيد/خالد عبدالله البسام - رئيس الجلسة أن الحضور أصالة ووكالة بلغت نسبته 70.97% من عدد الأسهم وعليه أعلن عن بدء الاجتماع باسم الله والصلاة على رسول الله، مرحباً بالمساهمين و بتمثلي الجهات الرسمية وجميع الحضور شاكرًا لهم هذا التواجد الداعم للبنك ثم عين سكرتير مجلس إدارة بنك البحرين الإسلامي سكرتيراً للجمعية وأستهل سعادته بعد حمد الله الجلسة بكلمة موجزة عن البنك وبياناته المالية المنتهية في 2011/12/31



PO Box 5240, Manama
Kingdom of Bahrain
T +973 17 546 111
F +973 17 535 808
www.bisb.com

صندوق بريد ٥٢٤٠، المنامة
مملكة البحرين
هاتف ٩٧٣ ١٧ ٥٤٦ ١١١
فاكس ٩٧٣ ١٧ ٥٣٥ ٨٠٨

بنك البحرين الإسلامي



محضر اجتماع الجمعية العمومية العادية لعام 2011 (35)

بتاريخ 14-3-2012م

وذكر ان هذا العام كان صعبا للغاية بالنسبة لقطاع الخدمات المالية الذي تعرض للعديد من التحديات والتي واجهها البنك باتخاذ الإجراءات المناسبة التي حد من أثارها السلبية على البنك ، كما بين ان البنك لم يتأثر مباشرة بالأزمة المالية وتقلبات الأداء الاقتصادي وما لحق ذلك من اضطرابات الأسواق الدولية كونه مصرفا محليا ولكن رغم ذلك لم يكن من الممكن أن يبقى البنك بمنأى عن الاضطرابات السياسية والاجتماعية التي تتعرض لها منطقة الشرق الأوسط وشمال إفريقيا لقد تأثر الجو العام للصناعة المالية والمصرفية سلبا بهذه العوامل مما أثر على ثقة المستثمرين والمتعاملين مما تسبب كذلك في انخفاض الأنشطة التجارية والتمويلات المصرفية وإنفاق المستهلكين بالإضافة إلى ذلك فقد تأثر نشاط الرهن العقاري بالإضافة إلى الانخفاض في قيم الأصول المختلفة خاصة في قطاع العقار حيث بقي العملاء على قدر كبير من التحفظ وذلك للعام الثالث على التوالي .

كما بين ان البنك قد حقق أداء ماليا جيدا في عام 2011، حيث ارتفع إجمالي الإيرادات لهذا العام بنسبة تقارب 52 في المائة ليبلغ 26,38 مليون دينار بحريني مقابل 17,39 مليون دينار بحريني في العام السابق ويعزي ذلك الى الزيادة الكبيرة في الرسوم والعمولات بنسبة بلغت 55 في المائة وحقت ودائع العملاء طفرة قوية حيث بلغت 614,43 مليون دينار بحريني بينما ارتفع الدخل من التمويلات الاسلامية الى 29,67 مليون دينار بحريني وقد ساعدت زيادة رأس المال بمبلغ 21,11 مليون دينار بحريني نتيجة طرح حقوق الاولوية خلال العام على تعزيز معدل كفاية رأس المال ونسب السيولة فأسهم بالتالي في تعزيز القوة المالية للبنك من ناحية عامة .

كما تطرق سعادته في تقريره إلى نقاط عدة من أبرزها:

- اتباع سياسة الحذر بأخذ مخصصات قدرها 21.4 مليون دينار بحريني نتج عنه خسارة صافية قدرها 17.35 مليون دينار بحريني.
- حافظ البنك وبنجاح على قدرته التنافسية بين المصارف التجارية .
- دعم تطلعات واحتياجات عملاء البنك من الأفراد والشركات .
- مواصلة عملية بناء البنية التحتية للبنك وذلك ببناء خمس مجمعات مالية جديدة.
- تعزيز الاستثمار في الكادر البشري وتقنية المعلومات.
- تعزيز سياسة حوكمة الشركات وإدارة المخاطر.
- حصول البنك خلال العام على خمس جوائز.
- التركيز على الخطة الإستراتيجية للبنك للثلاث سنوات القادمة.
- تطوير محفظة استثمارية لدعم البنية التحتية والإستراتيجية الأساسية لمملكة البحرين.
- التعاون مع مؤسسة تمكين الحكومية لتنظيم منتديات لتشجيع القطاع الخاص ، أصحاب المشاريع الصغيرة والمتوسطة .



كما تمنى سعادته ان يكون عام 2012م عاما مليئا بالفرص الاستثمارية الجيدة وان يعود الاقتصاد المحلي إلى سابق عهده من النشاط والنمو التجاري كما بين ان لدى البنك قواعد أساسية تؤمن له العودة إلى الربحية والاستفادة من الفرص والأنشطة الاقتصادية المختلفة ومواصلة الإسهام في الأنشطة الاجتماعية والاقتصادية والتجارية المختلفة كما وأعرب عن خالص تقديره لجلالة ملك مملكة البحرين وصاحب السمو الملكي رئيس الوزراء ، وصاحب السمو الملكي ولي العهد، علي قيادتهم الحكيمة ورواهم التي تضمنها البرنامج الإصلاحي والتطويري وأيضا علي تشجيعهم للقطاع المصرفي الإسلامي كما تقدم بجزيل الشكر لمصرف البحرين المركزي والجهات الحكومية الأخرى علي التعاون والتوجيه المستمر للبنك كما شكر جميع المساهمين وزبائن البنك علي ولائهم ودعمهم المستمر للبنك ولهيئة الرقابة الشرعية على المشورة والإشراف والإدارة البنك وجميع الموظفين



محضر اجتماع

الجمعية العامة العادية لعام ٢٠١١ رقم (٣٥) بتاريخ ١٤ مارس ٢٠١٢م

PO Box 5240, Manama
Kingdom of Bahrain
T +973 17 546 111
F +973 17 535 808
www.bisb.com

صندوق بريد ٥٢٤٠ المنامة
مملكة البحرين
هاتف ٩٧٣ ١٧ ٥٤٦ ١١١
فاكس ٩٧٣ ١٧ ٥٣٥ ٨٠٨

بنك البحرين الإسلامي



محضر اجتماع الجمعية العمومية العادية لعام 2011 (35)

بتاريخ 14-3-2012م

علي التفاني و الكفاءة المهنية المعهودة ، وفي الختام تقدم بالشكر الجزيل إلى القيادة الرشيدة لمملكة البحرين و لجميع وزارات الدولة على دعمها لبنك البحرين الإسلامي و إلى المساهمين و الزبائن الكرام على دعمهم المستمر للبنك كما توجه بالشكر الجزل لهيئة الرقابة الشرعية للبنك ثم طرح سعادته جدول الأعمال للمناقشة وتم اتخاذ ما يلي من قرارات :-

1- تمت المصادقة على محضر اجتماع الجمعية العامة العادية لعام 2010م (34) المنعقدة في 5 ربيع الأول 1432 هـ الموافق 8 فبراير 2011م وذلك بعد قراءته.

2- تمت الموافقة على تقرير مجلس الإدارة عن نشاط البنك ومركزه المالي للسنة المالية المنتهية في 2011/12/31م.

3- تلي تقرير هيئة الرقابة الشرعية عن السنة المالية المنتهية في 2011/12/31م وتمت المصادقة عليه .

4- تلي تقرير مدققي الحسابات عن السنة المالية المنتهية في 2011/12/31م وتمت المصادقة عليه .

5- تمت الموافقة على الحسابات الختامية وقائمة الدخل للبنك للسنة المالية المنتهية في 2011/12/31م.



6- تم مناقشة تقرير حوكمة الشركات للبنك عن عام 2011م وتم اعتماده.

7- تم اعتماد توصية مجلس الإدارة بتحويل مبلغ -/200,000 دينار بحريني للتبرع به للأعمال الخيرية و تفويض مجلس الإدارة بتوزيعه.

8 - أبرأ ذمة أعضاء مجلس الإدارة عن كل ما يتعلق بتصرفاتهم عن السنة المالية المنتهية في 2011/12/31م.

9 - تمت الموافقة علي إعادة تعيين السادة أرنست و يونغ كمدينين لحسابات البنك للسنة المالية 2012م و فوض مجلس الإدارة بتحديد أتعابهم.



محضر اجتماع

الجمعية العامة العادية لعام ٢٠١١ رقم (٣٥) بتاريخ ١٤ مارس ٢٠١٢م

PO Box 5240, Manama
Kingdom of Bahrain
T +973 17 546 111
F +973 17 535 808
www.bisb.com

صندوق بريد ٥٢٤٠، المنامة
مملكة البحرين
هاتف ٩٧٣ ١٧ ٥٤٦ ١١١
فاكس ٩٧٣ ١٧ ٥٣٥ ٨٠٨

بنك البحرين الإسلامي



محضر اجتماع الجمعية العمومية العادية لعام 2011 (35)

بتاريخ 14-3-2012م

10 - تمت الموافقة على إعادة تعيين أعضاء هيئة الرقابة الشرعية لعام 2012م ، وفوض مجلس الإدارة بتحديد أتعابهم.

رفعت الجلسة الساعة العاشرة و النصف صباحا

السيدة / عائشة الجلاهمة

السيدة / فاطمة ناصر الفاضل

السيد/ محمد التميمي

السيدة / منى المنصاعي

السيد / ابراهيم عواجي

الأنسة / شيخة الزبياني

السيد / أحمد قاسم

السيد/ عيسى الجودر

السيد / نادر رحيمي



سكرتير مجلس الإدارة :

كلمة رئيس مجلس الإدارة

بسم الله الرحمن الرحيم والصلاة والسلام على خاتم الأنبياء والمرسلين نبينا محمد وعلى آله وصحبه أجمعين.

المصرفية الأساسية للأفراد والشركات التي تشكل الآن أكثر من ٩٧ بالمائة من إجمالي الدخل. وفي ظل هذه العناصر المحورية القوية، فإن مجلس الإدارة يتطلع بكل تفاؤل إلى استعادة البنك لربحيته وتعزيز حقوق مساهميه.

من ناحية أخرى، تشتمل استراتيجية البنك الحالية لمدة الثلاث سنوات القادمة على زيادة الدخل التشغيلي للبنك، وتحسين جودة الأصول، وتعزيز السيولة، وترشيد التكاليف، فضلاً عن خفض تكاليف التمويل. كما أننا أيضاً سنواصل العمل على تحسين خدمات المصرفية للأفراد والشركات في البحرين، إلى جانب إعطاء المزيد من الأهمية لقطاع المؤسسات الصغيرة والمتوسطة. وفي نفس الوقت سنواصل الحفاظ على محفظة استثمارات متوازنة تتسم بالتنوع، بالإضافة إلى دعمنا لمشاريع البنية التحتية الحكومية الرئيسية، وكذلك المشاريع الهامة في مملكة البحرين.

خلال عام ٢٠١٢، أبدت الهيئة العامة للتأمين الاجتماعي في المملكة، وبنك البحرين الوطني اهتمامهما بالاستحواذ على ٥١,٥٪ بالمائة من الحصة المباشرة وغير المباشرة لشركة دار الاستثمار في بنك البحرين الإسلامي. وفي نهاية العام، وصلت الإجراءات ذات الصلة إلى مراحل متقدمة مع توقع اتخاذ قرار بهذا الخصوص خلال الربع الأول من عام ٢٠١٣. إن مثل هذا التغيير في حصة المساهمة مع مشاركة نشطة من جانب شركاء استراتيجيين يقع مقرهما في البحرين، سوف يسفر عن خلق تعاون مثمر يعود بإذن الله بالفائدة على البنك ومساهميه.

ولكون البنك الأعرق بين البنوك الإسلامية في مملكة البحرين، فإننا نضطلع بمسؤولية جادة تجاه تحقيق النمو الاقتصادي والرفاهية الاجتماعية لجميع أفراد المجتمع البحريني، فضلاً عن دورنا في تطوير صناعة الخدمات المصرفية الإسلامية في البحرين. وفي عام ٢٠١٢، وقّع بنك البحرين الإسلامي اتفاقية جديدة بقيمة ١٠ ملايين دينار مع تمكين، وذلك في إطار برنامج تمويل المؤسسات الذي يساعد المؤسسات الصغيرة والمتوسطة على الحصول على رأس المال اللازم لتحقيق النمو والتوسع. كما واصلنا أيضاً دعم رواد أعمال المستقبل من خلال دعم المبادرات الهامة. وفي نفس الوقت حرصنا على تقديم الدعم المالي والعملي لمجموعة متنوعة من المؤسسات

نيابة عن أعضاء مجلس الإدارة يطيب لي أن أرفع لكم التقرير السنوي والبيانات المالية الموحدة لبنك البحرين الإسلامي عن السنة المنتهية في ٣١ ديسمبر ٢٠١٢. لقد جاء عام ٢٠١٢ ليكون عامًا آخرًا حافلاً بالتحديات، حيث إتسم بالتقلبات الاقتصادية العالمية، وظروف السوق المضطربة. وبالرغم من كل ذلك يسعدني أن أبين أن البنك نجح في تحقيق أداء تشغيلي قوي في عام ٢٠١٢، يعززه التحسن الملموس في أنشطة البنك الرئيسية.

فبالرغم من ظروف السوق الصعبة، لقد تمكّن البنك من الحفاظ على قدرته التنافسية في قطاع أعمال البنوك التجارية في البحرين خلال عام ٢٠١٢. كما استطاع زيادة حصته من السوق المحلي، وطرح منتجات جديدة، وإطلاق العديد من المبادرات الطموحة التي تخدم العملاء. في نفس الوقت واصل بنك البحرين الإسلامي تعزيز قدراته المؤسسية من خلال دعم إطار عمل الحوكمة المؤسسية وإدارة المخاطر في البنك، وكذلك حرصه وبشكل مباشر على زيادة الاستثمار في الموارد البشرية وقطاع تقنية المعلومات في البنك.

وأود أن أعلن أن بنك البحرين الإسلامي قد حقق إجمالي دخل بلغ ٢٤,٧٤ مليون دينار بحريني لعام ٢٠١٢ مقارنة مع ٢٦,١٩ مليون دينار بحريني في العام الماضي، بينما بلغ الدخل التشغيلي ٤,٨٦ مليون دينار بحريني مقابل ٦,٦٢ مليون دينار في عام ٢٠١١. وحافظ البنك على حجم ميزانية قوية عند ٨٣٢,٨٠ مليون دينار بحريني في نهاية ٢٠١٢، بينما ظلت مستويات السيولة جيدة، حيث بلغت ١٧٣ مليون دينار بحريني في نهاية العام.

وفي ضوء ظروف السوق الصعبة المستمرة، حرص البنك على الحفاظ على توخي الحذر، وقام بزيادة محفظة مخصصاته إلى ٤١,٥ مليون دينار بحريني وهو ما أسفر عن تسجيل صافي خسارة بلغ ٣٦,١٩ مليون دينار بحريني لعام ٢٠١٢، وبمشيئة الله تعالى سيكون ذلك هو العام الأخير الذي يشهد فيه البنك تجنيب مخصصات بمثل هذا الحجم، مما يعني نهاية الفترة الصعبة للبنك التي تعزا إلى تداعيات الأزمة المالية التي بدأت عام ٢٠٠٨، وما تبعها من أحداث مؤسفة في البحرين خلال عام ٢٠١١.

هذا وأود أن أؤكد أن بنك البحرين الإسلامي يتمتع بمركز مالي قوي مع مستويات عالية من السيولة بدون الالتزام بأي قروض، مع قدرته على تحقيق دخل جيد من الخدمات

الخيرية، والصحية، والتعليمية، والثقافية، والرياضية، والمجتمعية، والعديد من الفعاليات.

وبالمضي قدماً، فإن المستقبل الاقتصادي لمملكة البحرين ودول مجلس التعاون الخليجي يبدو بإذن الله واعداً وإيجابياً. وحسب التقرير الاقتصادي الفصلي الذي أصدره مجلس التنمية الاقتصادية مؤخراً، فإن ٢٠١٢ كان عام تعزيز الاقتصاد في المملكة. وقد تم تقدير النمو الكلي للعام بنحو ٣,٩ بالمائة، حيث سجلت كافة القطاعات الرئيسية في الاقتصاد نمواً إيجابياً. إن البحرين مؤهلة الآن لمواصلة الطريق نحو التطور و النمو المتدرج في عام ٢٠١٣ وما بعده، وهو ما انعكس بوضوح في قيام ستاندرد آند بورز بمراجعة تصنيف المملكة من سلبي إلى مستقر.

لقد أظهرت اقتصادات دول مجلس التعاون الخليجي قدرتها على تجاوز آثار الأزمة المالية العالمية، وقد حققت نمواً أسرع من المتوسط العالمي. كما ساهمت أسعار النفط العالية في تعزيز العناصر الأساسية للاقتصاد الكلي في المنطقة، والحفاظ على النظرة الإيجابية للاقتصاد والسوق. ويتوقع أن تحقق اقتصادات دول مجلس التعاون نمواً بنسبة ٤,٦ بالمائة في عام ٢٠١٣، مع توقع أن يصل الناتج المحلي الإجمالي إلى ١,٥ تريليون دولار، بعد أن حققت معدل نمو سنوي مركب بلغ ٦ بالمائة على مدى الخمس سنوات الماضية.

ولاشك انتعاش الاقتصاد المحلي سوف يكون له تأثير إيجابي قوي على صناعة الخدمات المصرفية والمالية بصفة عامة، ونشاط بنك البحرين الإسلامي على وجه الخصوص، خاصة وأن البنك يملك أصولاً كبيرة و متعددة بسوق البحرين كما ينتشر نشاطه على نطاق واسع في البحرين باعتبارها السوق الرئيسية للبنك.

ويبدي البنك تفاؤله تجاه المستقبل، حيث أن البنك يملك الإمكانيات والعناصر التي تؤهله للعودة إلى مسار الربحية والاستفادة من فرص الأعمال الجديدة الناشئة عن تحسن ظروف السوق، بالإضافة إلي مواصلة الجهود في دعم الأنشطة الاجتماعية والاقتصادية التي سوف تسفر عن تحقيق الرفاهية والازدهار لشعب البحرين ومملكتنا الحبيبة.

بالنيابة عن مجلس الإدارة، وبالأصالة عن نفسي أود أن أتوجه بخالص التقدير والامتنان إلى صاحب الجلالة

الملك حمد بن عيسى آل خليفة ملك مملكة البحرين المفدى، وصاحب السمو الملكي الأمير خليفة بن سلمان آل خليفة رئيس الوزراء الموقر، وصاحب السمو الملكي الأمير سلمان بن حمد آل خليفة ولي العهد الأمين نائب القائد الأعلى على قيادتهم الرشيدة، ورؤيتهم الصائبة للبرنامج الإصلاحي، ودعمهم المتواصل لقطاع الخدمات المصرفية الإسلامية. كما أتوجه بالشكر والتقدير إلى الهيئات الحكومية على تعاونهم المستمر.

وأخيراً أنتهز هذه المناسبة لأعبر عن خالص تقديري لمساهمي البنك وعملائه الكرام على ولائهم وتشجيعهم المستمر، والشكر موصول إلى هيئة الرقابة الشرعية لإرشاداتهم القيّمة، وإلى فريق الإدارة وجميع العاملين في البنك على إخلاصهم في العمل ومستواهم المهني الرفيع.

أسأل الله العلي القدير أن يسدد خطانا، ويوفقنا لما فيه الخير والنجاح.

خالد عبدالله البسام

رئيس مجلس الإدارة

تقرير هيئة الرقابة الشرعية

لعام ٢٠١٢م

PO Box 5240, Manama
Kingdom of Bahrain
T +973 17 546 111
F +973 17 535 808
www.bisb.com

صندوق بريد ٥٢٤٠، المنامة
مملكة البحرين
هاتف ٩٧٣ ١٧ ٥٤٦ ١١١
فاكس ٩٧٣ ١٧ ٥٣٥ ٨٠٨

بنك البحرين الإسلامي



تقرير هيئة الرقابة الشرعية للعام ٢٠١٢

الحمد لله رب العالمين والصلاة والسلام على سيدنا محمد وعلى آله وصحبه أجمعين، أما بعد..

إلى السادة مساهمي بنك البحرين الإسلامي ش. م. ب.

السلام عليكم ورحمة الله وبركاته، وبعد..

فوفقاً للنظام الأساسي وتكليف الهيئة بالرقابة الشرعية على أعمال البنك واستثماراته تقدم هيئة الرقابة الشرعية التقرير التالي:

لقد راقبنا العمليات والتطبيقات والعقود المتعلقة بالمعاملات التي طرحتها المؤسسة خلال العام المالي المنتهي في ٣١ ديسمبر ٢٠١٢م، وقمنا بالمراقبة الواجبة لإبداء رأينا عما إذا كان البنك قد التزم بأحكام ومبادئ الشريعة الإسلامية وكذلك بالفتاوى والقرارات والإرشادات المحددة التي تم إصدارها من قبلنا.

وتقرر الهيئة أن مسؤولية التأكد من أن البنك ينفذ استثماراته وأعماله وفقاً لأحكام ومبادئ الشريعة الإسلامية يقع على عاتق الإدارة، أما مسؤولية الهيئة فتتحدد في إبداء رأي مستقل بناءً على مراقبتنا لعمليات المؤسسة، وفي إعداد تقرير لكم.

لقد قمنا بمراقبتنا التي اشتملت على الفحص والتوثيق للإجراءات المتبعة من المؤسسة على أساس اختبار كل نوع من أنواع العمليات إما مباشرة أو عن طريق قسم الرقابة الشرعية الداخلية. لقد خططنا مع قسم الرقابة الشرعية الداخلية لتنفيذ مراقبتنا من أجل الحصول على جميع المعلومات والتفسيرات التي اعتبرناها ضرورية لتزويدنا بأدلة تكفي لإعطائنا تأكيداً معقولاً بأن البنك لم يخالف أحكام ومبادئ الشريعة الإسلامية.

وقد قام قسم الرقابة الشرعية الداخلية بمهمته في تدقيق المعاملات التي يجريها البنك ورفع تقريره إلى الهيئة الذي يبين التزام البنك في تعاملاته مع فتاوى الهيئة.

وقد حصلت الهيئة على المعلومات والتفسيرات التي اعتبرتها لازمة لحصولها على تأكيد مقبول بأن البنك لم يخالف أحكام ومبادئ الشريعة الإسلامية.

نسأل الله العليّ القدير أن يحقق للجميع الرشاد والسداد والتوفيق لما يحب ويرضى.

والسلام عليكم ورحمة الله وبركاته

الشيخ عدنان عبد الله القطان
عضو الهيئة

الشيخ د. عصام خلف العنزي
عضو الهيئة

الشيخ محمد جعفر الجفيري
نائب الرئيس

الشيخ د. عبد اللطيف محمود آل محمود
رئيس الهيئة

الشيخ نظام محمد يعقوبي
عضو الهيئة

INDEPENDENT AUDITORS' REPORT

To the Shareholders of BAHRAIN ISLAMIC BANK B.S.C.

We have audited the accompanying consolidated statement of financial position of Bahrain Islamic Bank B.S.C. ["the Bank"] and its subsidiaries ["the Group"] as of 31 December 2012, and the related consolidated statements of income, cash flows, changes in owners' equity, sources and uses of good faith qard fund and sources and uses of zakah and charity fund for the year then ended. These consolidated financial statements and the Group's undertaking to operate in accordance with Islamic Shari'a Rules and Principles are the responsibility of the Bank's Board of Directors. Our responsibility is to express an opinion on these consolidated financial statements based on our audit.

We conducted our audit in accordance with Auditing Standards for Islamic Financial Institutions issued by the Accounting and Auditing Organisation for Islamic Financial Institutions [AAOIFI]. Those standards require that we plan and perform the audit to obtain reasonable assurance about whether the consolidated financial statements are free of material misstatement. An audit includes examining, on a test basis, evidence supporting the amounts and disclosures in the consolidated financial statements. An audit also includes assessing the accounting principles used and significant estimates made by management, as well as evaluating the overall consolidated financial statements presentation. We believe that our audit provides a reasonable basis for our opinion.

Opinion

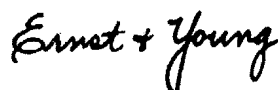
In our opinion, the consolidated financial statements present fairly, in all material respects, the financial position of the Group as of 31 December 2012, the results of its operations, its cash flows, changes in owners' equity, sources and uses of good faith qard fund and sources and uses of zakah and charity fund for the year then ended in accordance with the Financial Accounting Standards issued by AAOIFI.

Other Matters

As required by the Bahrain Commercial Companies Law and the Central Bank of Bahrain (CBB) Rule Book (Volume 2), we report that:

- a) the Bank has maintained proper accounting records and the consolidated financial statements are in agreement therewith; and
- b) the financial information contained in the Report of the Board of Directors is consistent with the consolidated financial statements.

We are not aware of any violations of the Bahrain Commercial Companies Law, the Central Bank of Bahrain and Financial Institutions Law, the CBB Rule Book (Volume 2 and applicable provisions of Volume 6), CBB directives, regulations and associated resolutions, rules and procedures of the Bahrain Bourse or the terms of the Bank's memorandum and articles of association during the year ended 31 December 2012 that might have had a material adverse effect on the business of the Bank or on its financial position. Satisfactory explanations and information have been provided to us by management in response to all our requests. The Bank has also complied with the Islamic Shari'a Rules and Principles as determined by the Shari'a Supervisory Board of the Bank.




12 February 2013

Manama, Kingdom of Bahrain


CONSOLIDATED STATEMENT OF FINANCIAL POSITION

At 31 December 2012

	Notes	2012 BD'000	2011 BD'000
ASSETS			
Cash and balances with banks and Central Bank	3	43,893	41,681
Due from banks and financial institutions	4	132,424	148,813
Murabaha receivables	5	227,757	201,972
Musharaka investments	6	90,220	92,853
Investments	7	96,288	109,922
Investment in associates	8	7,143	7,151
Investment in Ijarah assets	9	10,599	9,496
Ijarah muntahia bittamleek	10	96,846	97,416
Investment properties	11	106,351	115,008
Ijarah rental receivables		13,766	7,873
Other assets	12	7,517	6,958
TOTAL ASSETS		832,804	839,143
LIABILITIES, EQUITY OF INVESTMENT ACCOUNTHOLDERS AND OWNERS' EQUITY			
Liabilities			
Customers' current accounts		87,132	85,096
Other liabilities	13	14,649	14,507
Total Liabilities		101,781	99,603
EQUITY OF INVESTMENT ACCOUNTHOLDERS			
Financial institutions' investment accounts	14	87,690	108,879
Customers' investment accounts	14	573,570	529,332
Total Equity of Investment Accountholders		661,260	638,211
Owners' Equity			
Share capital	15	93,967	93,967
Treasury shares		(563)	(563)
Share premium		-	43,936
Reserves		(23,641)	(36,011)
Total Owners' Equity		69,763	101,329
TOTAL LIABILITIES, EQUITY OF INVESTMENT ACCOUNTHOLDERS AND OWNERS' EQUITY		832,804	839,143
COMMITMENTS AND CONTINGENT LIABILITIES	17	10,285	10,099



Khalid Abdulla Al Bassam
Chairman



Nabil Ahmed Ameen
Board Member




Mohammed Ebrahim Mohammed
Chief Executive Officer

The attached notes 1 to 31 form part of these consolidated financial statements.


CONSOLIDATED STATEMENT OF INCOME

For the year ended 31 December 2012


	Notes	2012 BD'000	2011 BD'000
INCOME			
Income from Islamic finances	18	27,378	29,676
Income from investment in sukuk		3,284	3,353
		30,662	33,029
Gross return to equity of investment accountholders		28,496	26,688
Group's share as a Mudarib		(14,503)	(11,946)
Return on equity of investment accountholders		13,993	14,742
Group's share of income from joint financing and investment accounts		16,669	18,287
Net income from investments	19	2,172	858
Gain on sale of equity type instruments carried at fair value through equity		654	1,315
Share of results of associates		200	165
Fee and commission income		4,741	3,930
Other income		39	1,637
Total income		24,475	26,192
EXPENSES			
Staff costs		10,471	9,959
Depreciation		1,640	1,690
Other expenses	20	7,504	7,919
Total expenses		19,615	19,568
Net income before fair value adjustment for investment properties and net provision for impairment		4,860	6,624
Fair value adjustment for investment properties	11	(9,772)	(2,570)
Net provision for impairment	21	(31,283)	(21,406)
NET LOSS FOR THE YEAR		(36,195)	(17,352)
BASIC AND DILUTED EARNINGS PER SHARE (fils)	23	(38.67)	(20.71)



Khalid Abdulla Al Bassam
Chairman



Nabil Ahmed Ameen
Board Member



Mohammed Ebrahim Mohammed
Chief Executive Officer

The attached notes 1 to 31 form part of these consolidated financial statements.

CONSOLIDATED STATEMENT OF CASH FLOWS

For the year ended 31 December 2012

	Notes	2012 BD'000	2011 BD'000
OPERATING ACTIVITIES			
Net loss for the year		(36,195)	(17,352)
Adjustments for non-cash items:			
Depreciation		1,640	1,690
Net provision for impairment	21	31,283	21,406
Fair value adjustment for investment properties		9,772	2,570
Gain on sale of equity type instruments carried at fair value through equity		(654)	(1,315)
Share of results of associates	8	(200)	(165)
Unrealised loss on equity type instruments carried at fair value through statement of income		(271)	293
Operating profit before changes in operating assets and liabilities		5,375	7,127
Working capital adjustments:			
Mandatory reserve with Central Bank of Bahrain		(2,010)	625
Due from banks and financial institutions		(26,983)	(815)
Murabaha receivables		(34,169)	7,820
Musharaka investments		(4,538)	(8,627)
Investment in Ijarah assets		(1,234)	-
Other assets		(2,389)	2,809
Customers' current accounts		2,036	3,436
Other liabilities		2,794	1,963
Net cash (used in) from operating activities		(61,118)	14,338
INVESTING ACTIVITIES			
Purchase of investment properties		(1,116)	(9,815)
Ijarah Muntahia Bittamleek		(7,446)	2,354
Purchase of investments		(44,256)	(28,848)
Proceeds from disposal of investments		50,369	40,951
Net cash (used in) from investing activities		(2,449)	4,642
FINANCING ACTIVITIES			
Rights Issue		-	21,108
Purchase of treasury shares		-	(256)
Financial institutions' investment accounts		(21,189)	(32,980)
Customers' investment accounts		44,238	(70,191)
Dividends paid		(2,651)	(9)
Zakah paid		(1)	(185)
Net cash from (used in) financing activities		20,397	(82,513)
NET CHANGE IN CASH AND CASH EQUIVALENTS		(43,170)	(63,533)
Cash and cash equivalents at 1 January		163,063	226,596
CASH AND CASH EQUIVALENTS AT 31 DECEMBER		119,893	163,063
Cash and cash equivalents at year end comprise of:			
Cash on hand		7,157	7,120
Balances with CBB, excluding mandatory reserve deposits		3,715	2,736
Balances with banks and other financial institutions		4,766	5,580
Due from banks and financial institutions with original maturities less than 90 days		104,255	147,627
		119,893	163,063

The attached notes 1 to 31 form part of these consolidated financial statements.

CONSOLIDATED STATEMENT OF CHANGES IN OWNERS' EQUITY

For the year ended 31 December 2012

	Reserves									
	Share capital BD'000	Treasury shares BD'000	Share premium BD'000	Statutory reserve BD'000	General reserve BD'000	Fair value reserve on investment properties BD'000	Cumulative changes in fair value of investments BD'000	Accumulated losses BD'000	Proposed appropriations BD'000	Total owners' equity BD'000
Balance at 1 January 2012	93,967	(563)	43,936	10,268	1,000	-	(3,343)	(43,936)	-	101,329
Net loss for the year	-	-	-	-	-	-	-	(36,195)	-	(36,195)
Net movement in cumulative										
Changes in fair value of investments	-	-	-	-	-	-	4,629	-	-	4,629
Transfer of accumulated losses to share premium (note 15)	-	-	(43,936)	-	-	-	-	43,936	-	-
Balance at 31 December 2012	93,967	(563)	-	10,268	1,000	-	1,286	(36,195)	-	69,763
Balance at 1 January 2011	72,859	(307)	43,936	10,268	1,000	42	(1,278)	(26,626)	167	100,061
Right Issue	21,108	-	-	-	-	-	-	-	-	21,108
Purchase of treasury shares (note 15)	-	(256)	-	-	-	-	-	-	-	(256)
Zakah paid	-	-	-	-	-	-	-	-	(167)	(167)
Net loss for the year	-	-	-	-	-	-	-	(17,352)	-	(17,352)
Transfer from fair value reserve on investment properties	-	-	-	-	-	(42)	-	42	-	-
Net movement in cumulative changes in fair value of investments	-	-	-	-	-	-	(2,065)	-	-	(2,065)
Transfer of accumulated losses to share premium (note 15)	-	-	-	-	-	-	-	-	-	-
Balance at 31 December 2011	93,967	(563)	43,936	10,268	1,000	-	(3,343)	(43,936)	-	101,329

The attached notes 1 to 31 form part of these consolidated financial statements.

CONSOLIDATED STATEMENT OF SOURCES AND USES OF GOOD FAITH QARD FUND

For the year ended 31 December 2012

	Qard hasan receivables BD'000	Funds available for qard hasan BD'000	Total BD'000
Balance at 1 January 2012	2	126	128
Uses of qard fund			
Marriage	53	(53)	-
Refurbishment	11	(11)	-
Medical treatment	15	(15)	-
Others	6	(6)	-
Total uses during the year	85	(85)	-
Repayments	(72)	72	-
Balance at 31 December 2012	15	113	128
Balance at 1 January 2011	4	124	128
Uses of qard fund			
Marriage	27	(27)	-
Refurbishment	16	(16)	-
Medical treatment	14	(14)	-
Others	11	(11)	-
Total uses during the year	68	(68)	-
Repayments	(70)	70	-
Balance at 31 December 2011	2	126	128
		2012 BD'000	2011 BD'000
Sources of qard fund			
Contribution by the Bank		125	125
Donation		3	3
		128	128

The attached notes 1 to 31 form part of these consolidated financial statements.

CONSOLIDATED STATEMENT OF SOURCES AND USES OF ZAKAH AND CHARITY FUND

For the year ended 31 December 2012

	2012 BD'000	2011 BD'000
Sources of zakah and charity funds		
Undistributed zakah and charity funds at the beginning of the year	209	541
Zakah due from the Bank for the year	-	-
Non-Islamic income / late fee	694	67
Donations	-	200
Total sources of zakah and charity funds during the year	903	808
Uses of zakah and charity funds		
Philanthropic societies	462	311
Aid to needy families	383	288
Total uses of funds during the year	845	599
Undistributed zakah and charity funds at the end of the year	58	209

The attached notes 1 to 31 form part of these consolidated financial statements.

NOTES TO THE CONSOLIDATED FINANCIAL STATEMENTS

31 December 2012

1 INCORPORATION AND ACTIVITIES

Bahrain Islamic Bank B.S.C. (the "Bank") was incorporated in the Kingdom of Bahrain in the year 1979 by Amiri Decree No.2 of 1979, under Commercial Registration (CR) number 9900, to carry out banking and other financial trading activities in accordance with the teachings of Islam (Shari'a). The Bank operates under a retail banking license issued by the Central Bank of Bahrain (CBB). The Bank's Shari'a Supervisory Board is entrusted to ensure the Bank's adherence to Shari'a rules and principles in its transactions and activities. The Bank is listed on Bahrain Bourse.

The Bank holds 100% of the share capital of both Abaad Real Estate Company B.S.C. (c) and BisB MMF Company B.S.C. (c) ("Subsidiaries");

Abaad Real Estate Company B.S.C. (c) ("Subsidiary")

The Subsidiary was incorporated in the Kingdom of Bahrain on 8 April 2003 with an authorised and fully paid-up share capital of BD 25 million. The Subsidiary has started operations during the year 2007. The main activities of the Subsidiary are the management and development of real estate (in accordance with the Islamic Shari'a rules and principles).

BisB MMF Company B.S.C. (c) ("Subsidiary")

The Subsidiary was incorporated in the Kingdom of Bahrain as a closed joint stock company and registered with the Ministry of Industry and Commerce under Commercial Registration (CR) number 81322-1. The postal address of the Company is registered at, Building 722, Road 1708, Block 317, Diplomatic Area, Kingdom of Bahrain. The purpose of the Subsidiary is limited to establishing funds (in accordance with the Islamic Shari'a rules and principles).

The Bank's registered office is at Building 722, Road 1708, Block 317, Manama, Kingdom of Bahrain.

The Bank has thirteen branches (2011: thirteen), all operating in the Kingdom of Bahrain.

The consolidated financial statements were authorised for issue in accordance with a resolution of the Board of Directors on 12 February 2013.

2 SIGNIFICANT ACCOUNTING POLICIES

The significant accounting policies adopted in the preparation of the consolidated financial statements are set out below:

a. Basis of preparation

The consolidated financial statements have been prepared on a historical cost basis, except for "investment properties", "equity type instruments carried at fair value through equity" and "equity type instruments carried at fair value through statement of income" that have been measured at fair value.

The consolidated financial statements have been presented in Bahraini Dinars ("BD"), being the functional currency of the Group's operations. All the values are rounded to the nearest BD thousand except when otherwise indicated.

b. Statement of Compliance

The consolidated financial statements are prepared in accordance with the Financial Accounting Standards issued by the Accounting and Auditing Organisation for Islamic Financial Institutions ('AAOIFI'), the Shari'a Rules and Principles as determined by the Shari'a Supervisory Board of the Group, the Bahrain Commercial Companies Law, the Central Bank of Bahrain and Financial Institutions Law and the CBB Rule Book (Volume 2 and applicable provisions of Volume 6) and CBB directives, regulations and associated resolutions, rules and procedures of the Bahrain Bourse or the terms of the Bank's memorandum and articles of association in accordance with the requirements of AAOIFI. For matters for which no AAOIFI standard exists, the Group uses the relevant International Financial Reporting Standards ('the IFRS') issued by International Accounting Standards Board.

c. Basis of consolidation

The consolidated financial statements comprise the financial statements of the Bank and its subsidiaries (together referred to as the "Group") as at 31 December each year. A subsidiary is an entity over which the Bank has power to control, which is other than fiduciary in nature. The financial statements of the subsidiaries is prepared for the same reporting year as the Bank, using consistent accounting policies.

NOTES TO THE CONSOLIDATED FINANCIAL STATEMENTS

31 December 2012

2 SIGNIFICANT ACCOUNTING POLICIES (continued)

c. Basis of consolidation (continued)

The subsidiaries are fully consolidated from the date of acquisition, being the date on which the Group obtained control, and continues to be consolidated until the date that such control ceases. Control is achieved where the Group has direct ownership of more than 50% of the voting rights over the subsidiaries. Where the Group has the power, directly or indirectly, to govern the financial and operating policies of the entity so as to obtain benefits from its activities.

Losses within the subsidiaries are attributed to the non-controlling interest even if that results in a deficit balance.

The results of the subsidiaries acquired or disposed of during the year are included in the consolidated statement of income from the date of acquisition or up to the date of disposal, as appropriate. All intra-group balances, income and expenses and unrealised gains and losses resulting from intra-group transactions are eliminated in full.

The Bank has two fully owned subsidiaries, Abaad Real Estate Company B.S.C. (c) and BisB MMF Company B.S.C. (c) which are consolidated in these financial statements.

d. Cash and cash equivalents

For the purpose of the consolidated cash flows statement, "cash and cash equivalents" consist of cash on hand, balances with the Central Bank of Bahrain, balances with banks and other financial institutions, with original maturities of 90 days or less.

e. Due from banks and financial institutions

Due from banks and financial institutions comprise commodity murabaha receivables and wakala receivables. Commodity murabaha receivables are stated net of deferred profits and provision for impairment, if any. Wakala receivables are stated at cost less provision for impairment, if any.

f. Murabaha receivables

Murabaha receivables consist mainly of deferred sales transactions (Murabaha) which are stated net of deferred profits and provisions for impairment, if any.

Murabaha receivables are sales on deferred terms. The Group arranges a murabaha transaction by buying a commodity (which represents the object of the murabaha) and then resells this commodity to Murabeh (beneficiary) after computing a margin of profit over cost. The sale price (cost plus profit margin) is repaid in instalments by the Murabeh over the agreed period.

g. Musharaka

Musharaka is stated at the fair value of consideration given less impairment, if any.

Musharaka is a form of capital partnership. These are stated at fair value of consideration given less any impairment. Musharaka capital provided by the Group at inception in kind (if other than cash) is measured at the fair value of the assets. If the valuation of the assets results in difference between fair value and book value, such difference is recognised as profit or loss to the Group.

h. Investments

Investments comprise of debt type instrument carried at amortised cost, equity type instrument carried at fair value and equity type instrument carried at fair value through statement of income.

All investments, are initially recognised at cost, being the fair value of the consideration given including acquisition charges associated with the investment, except in the case of investment carried at fair value through statement of income.

Debt type instrument carried at amortised cost

Investments which have fixed or determinable payments and where the Group has both the intent and ability to hold to maturity are classified as debt type instrument carried at amortised cost. Such investments are carried at amortised cost, less provision for impairment in value. Amortised cost is calculated by taking into account any premium or discount on acquisition. Any gain or loss on such type instruments recognised in the consolidated statement of income, when the type instruments de-recognised or impaired.

NOTES TO THE CONSOLIDATED FINANCIAL STATEMENTS

31 December 2012

2 SIGNIFICANT ACCOUNTING POLICIES (continued)

h. Investments (continued)

Equity type instrument carried at fair value through equity

Subsequent to acquisition, equity type instruments are remeasured at fair value, with unrealised gains and losses recognised in a separate component of equity until the investment is derecognised or the investment is determined to be impaired. On derecognition or impairment, the cumulative gain or loss previously recorded in equity is recognised in the consolidated statement of income for the year.

Impairment losses on equity type instruments carried at fair value through equity are not reversed through the consolidated statement of income and increases in their fair value after impairment are recognised directly in owners' equity.

Equity type instrument carried at fair value through statement of income

These are subsequently re-measured at fair value. All related realised and unrealised gains or losses are included in the consolidated statement of income.

i. Determination of fair value

For investments traded in organised financial markets, fair value is determined by reference to quoted market bid prices at the close of business on the consolidated statement of financial position date.

For investment where there is no quoted market price, a reasonable estimate of the fair value is determined by reference to the current market value of another instrument, which is substantially the same or is based on the assessment of future cash flows. The cash equivalent values are determined by the Group at current profit rates for contracts with similar term and risk characteristics.

For Murabaha receivables the fair value is determined at the Bank at the end of the financial period at their cash equivalent value.

j. Investment in associates

The Group's investment in associates are accounted for under the equity method of accounting. Associates are entities over which the Group exercises significant influence but not control and which are neither subsidiaries nor joint ventures. Under the equity method, the investment in associates are carried in the consolidated statement of financial position at cost, plus post-acquisition changes in the Group's share of net assets of the associate, less any impairment in value. The consolidated statement of income reflects the Group's share of the results of its associates. Where there has been a change recognised directly in the equity of the associates, the Group recognises its share of any changes and discloses this, when applicable, in the consolidated statement of changes in owners' equity. Unrealised profits and losses resulting from transactions between the Group and its associate are eliminated to the extent of the Group's interest in the associate.

The Group determines at each consolidated statement of financial position date whether there is any objective evidence that the investment in associate is impaired. If this is the case the Group calculates the amount of impairment as being the difference between the fair value of the associate and the carrying value and recognises the amount in the consolidated statement of income.

The reporting dates of the associates and the Group are identical and the associates accounting policies conform to those used by the Group for like transaction and events in similar circumstances.

k. Ijarah assets, Ijarah Muntahia Bittamleek

These are initially recorded at cost. Ijarah assets and Ijarah Muntahia Bittamleek mainly comprise of land and buildings and certain other assets. Ijarah Muntahia Bittamleek is a lease whereby the legal title of the leased asset passes to the lessee at the end of the ijarah (lease term), provided that all ijarah instalments are settled.

Depreciation is calculated using the straight-line method on all Ijarah Muntahia Bittamleek other than land (which is deemed to have indefinite life), at rates calculated to write off the cost of each asset over its useful life.

NOTES TO THE CONSOLIDATED FINANCIAL STATEMENTS

31 December 2012

2 SIGNIFICANT ACCOUNTING POLICIES (continued)

k. Ijarah assets, Ijarah Muntahia Bittamlee (continued)

For Ijarah assets, the depreciation is calculated using the straight-line method, at rates calculated to write off the cost of the assets over its estimated useful life. The estimated useful lives of the assets for calculation of depreciation ranges between 10 to 35 years.

l. Investment properties

Properties held for rental, or for capital appreciation purposes, or both, are classified as Investment properties. Investment properties are initially recorded at cost, being the fair value of the consideration given and acquisition charges associated with the property. Subsequent to initial recognition, Investment properties are re-measured at fair value and changes in fair value are recognised in the consolidated statement of income.

In accordance with AAOIFI, such gains or losses are appropriated to fair value reserve on investment properties at year end. Upon realisation, these gains/losses are transferred to retained earnings from fair value reserve on investment properties.

m. Equipment

Equipment are initially recognised at cost. The cost of additions and major improvements are capitalised; maintenance and repairs are charged to the consolidated statement of income as incurred. Gains or losses on disposal are reflected in other income. Depreciation is provided on the straight-line basis over the estimated useful lives of the assets.

The calculation of depreciation is on the following basis:

Office furniture and equipment	3 to 5 years
Vehicles	3 years
Others	1 to 3 years

n. Equity of investment accountholders

All equity of investment accountholders are carried at cost plus profit and related reserves less amounts settled.

Equity of investment accountholders share of income is calculated based on the income generated from investment accounts after deducting Mudarib share. Operating expenses are charged to shareholders' funds and not included in the calculation.

The basis applied by the Group in arriving at the equity of investment accountholders' share of income is (total income from jointly financed Islamic finances less shareholders' "Bank" income). Portion of the income generated from equity of investment accountholders will be deducted as Mudarib share and the remaining will be distributed to the equity of investment accountholders.

o. Investment risk reserve

Investment risk reserves are amounts appropriated out of the income of equity of investment accountholders, after allocating the Mudarib share, in order to cater against future losses for equity of investment accountholders.

p. Profit equalisation reserve

The Group appropriates a certain amount in excess of the profit to be distributed to equity of investment accountholders after taking into consideration the Mudarib share of income. This is used to maintain a certain level of return on investment for equity of investment accountholders.

q. Zakah

Zakah is calculated on the Zakah base of the Group in accordance with FAS 9 issued by the AAOIFI using the net invested funds method. Zakah is paid by the Group based on the consolidated figures of statutory reserve, general reserve and retained earning balances at the beginning of the year. The remaining Zakah is payable by individual shareholders. Payment of Zakah on equity of investment accountholders and other accounts is the responsibility of investment accountholders.

r. Provisions

Provisions are recognised when the Group has a present obligation (legal or constructive) arising from a past event and it is probable that an outflow of resources embodying economic benefits will be required to settle the obligation and a reliable estimate can be made of the amount of obligation.

NOTES TO THE CONSOLIDATED FINANCIAL STATEMENTS

31 December 2012

2 SIGNIFICANT ACCOUNTING POLICIES (continued)

s. Dividends

Dividends to shareholders are recognised as liabilities in the year in which they are declared.

t. Derecognition of financial assets and liabilities

Financial assets

A financial asset (or, where applicable a part of a financial asset or part of a group of similar financial assets) is derecognised when:

- the right to receive cash flows from the asset have expired;
- the Group has transferred its rights to receive cash flows from and either (a) has transferred substantially all the risks and rewards of the asset, or (b) has neither transferred nor retained substantially all the risks and rewards of the assets, but has transferred control of the asset; or
- the Group retains the right to receive cash flows from the asset, but has assumed an obligation to pay them in full without material delay to a third party under a 'pass through' arrangement.

When the Group has transferred its rights to receive cash flows from an asset or has entered into a pass-through arrangement, and has neither transferred nor retained substantially all the risks and rewards of the asset nor transferred control of the asset, the asset is recognised to the extent of the Group's continuing involvement in the asset.

Financial liabilities

A financial liability is derecognised when the obligation specified in the contract is discharged, cancelled or expired.

u. Treasury shares

These are own equity instruments of the Group which are reacquired through its own broker. Treasury shares are deducted from equity and accounted for at weighted average cost. Consideration paid or received on the purchase, sale, issue or cancellation of the Group's own equity instruments is recognised directly in equity. No gain or loss is recognised in consolidated statement of income on the purchase, sale, issue or cancellation of own equity instruments.

v. Earnings prohibited by Shari'a

The Group is committed to avoid recognising any income generated from non-Islamic sources. Accordingly, all non-Islamic income is credited to a charity fund where the Group uses these funds for social welfare activities.

w. Joint and self financed

Investments, financing and receivables that are jointly funded by the Group and the equity of investment accountsholders are classified under the caption "jointly financed" in the consolidated financial statements. Investments, financing and receivables that are funded solely by the Bank are classified under "self financed".

x. Offsetting

Financial assets and financial liabilities are only offsetted and the net amount reported in the consolidated statement of financial position when there is a legal or religious enforceable right to set off the recognised amounts and the Group intends to either settle on a net basis, or to realise the asset and settle the liability simultaneously.

y. Revenue recognition

Murabaha receivables

Income is recognised by proportionately allocating the attributable profits over the deferred period whereby each financial period carries its portion of profits irrespective of when cash is received. Income related to accounts that are 90 days overdue is excluded from the consolidated statement of income.

Musharaka investments

Income on musharaka is recognised when the right to receive payment is established or on distribution. In case of losses in musharaka, the Group's share of losses is recognised to the extent that such losses are being deducted from its share of the musharaka capital.

NOTES TO THE CONSOLIDATED FINANCIAL STATEMENTS

31 December 2012

2 SIGNIFICANT ACCOUNTING POLICIES (continued)

y. Revenue recognition (continued)

Due from banks and financial institutions

Income on amounts due from banks and financial institutions is recognised on a time apportioned basis over the period of the contract based on the principal amounts outstanding and the profit agreed with clients.

Ijarah Muntahia Bittamleek

Income from Ijarah Muntahia Bittamleek are recognised on a time-apportioned basis over the lease term. The Ijarah Muntahia Bittamleek Income is net of depreciation. Income related to non performing Ijarah Muntahia Bittamleek is excluded from the consolidated statement of income.

Dividends income

Dividends are recognised when the right to receive payment is established.

Income from Ijarah assets

Rental income is accounted for on a straight-line basis over the Ijarah terms.

Fee and commission income

Fee and commission income is recognised when earned.

Group's share as a Mudarib

The Group's share as a Mudarib for managing equity of investment accountholders is accrued based on the terms and conditions of the related mudaraba agreements.

Income allocation

Income is allocated proportionately between equity of investment accountholders and shareholders on the basis of the average balances outstanding during the year.

z. Foreign currencies

Transactions in foreign currencies are recorded at the rate ruling at the date of the transaction. Monetary assets and liabilities denominated in foreign currencies are retranslated into Bahraini Dinars at the rate of exchange ruling at the consolidated statement of financial position date. All differences are taken to the consolidated statement of income.

Translation gains or losses on non-monetary items carried at fair value are included in owners' equity as part of the fair value adjustment.

aa. Impairment of financial assets

An assessment is made at each consolidated financial position date to determine whether there is objective evidence that a specific financial asset or a group of financial assets may be impaired. If such evidence exists, the estimated recoverable amount of that asset is determined and any impairment loss, based on the assessment by the Group of the estimated cash equivalent value, is recognised in the consolidated statement of income. Specific provisions are created to reduce all impaired financial contracts to their realisable cash equivalent value. Financial assets are written off only in circumstances where effectively all possible means of recovery have been exhausted. Impairment is determined as follows:

- (a) For assets carried at fair value, impairment is the difference between cost and fair value, less any impairment loss previously recognised in the consolidated statement of income;
- (b) For assets carried at cost, impairment is the difference between carrying value and the present value of future cash flows discounted at the current market rate of return for a similar financial asset; and
- (c) For assets carried at amortised cost, impairment is the difference between carrying amount and the present value of future cash flows discounted at the original effective profit rate.

For equity type instruments carried at fair value through equity, impairment losses recognised in the consolidated statement of income for an investment equity instrument shall not be reversed through the consolidated statement of income and should be recorded as increases in cumulative changes in fair value through equity.

NOTES TO THE CONSOLIDATED FINANCIAL STATEMENTS

31 December 2012

2 SIGNIFICANT ACCOUNTING POLICIES (continued)

bb. Use of estimates and judgements in preparation of the consolidated financial statements

In the process of applying the Group's accounting policies, management has made estimates and judgements in determining the amounts recognised in the consolidated financial statements. The most significant use of judgments and estimates are as follows:

Going concern

The Bank's management has made an assessment of the Group's ability to continue as a going concern and is satisfied that the Group has the resources to continue in business for the foreseeable future. Furthermore, the management is not aware of any material uncertainties that may cast significant doubt upon the Group's ability to continue as a going concern. Therefore, the financial statements continue to be prepared on the going concern basis.

Impairment

The Group assesses at each consolidated statement of financial position date whether there is objective evidence that a specific asset or a group of assets may be impaired. An asset or a group of assets is deemed to be impaired if, and only if, there is objective evidence of impairment as a result of one or more events that have occurred after the initial recognition of the asset (an incurred "loss event") and that loss event(s) have an impact on the estimated future cash flows of the asset or the group of the assets that can be reliably estimated.

Collective impairment provision

Impairment is assessed collectively for losses on Islamic financing facilities that are not individually significant and for individually significant facilities where there is not yet objective evidence of individual impairment. Collective impairment is evaluated on each reporting date with each portfolio receiving a separate review.

Fair valuation of investments

The determination of fair values of unquoted investments requires management to make estimates and assumptions that may affect the reported amount of assets at the date of the consolidated financial statements. The valuation of such investments is based on the fair value criteria explained in note 2.k above. Nonetheless, the actual amount that is realised in a future transaction may differ from the current estimate of fair value and may still be outside management estimates, given the inherent uncertainty surrounding valuation of unquoted investments.

Classification of investments

Management decides on acquisition of a financial asset whether it should be classified as equity type instrument carried at fair value through equity or through statement of income.

Fair value of investment properties

The fair value of investment properties are determined by independent real estate valuation experts based on recent real estate transactions with similar characteristics and locations.

cc. Trade date accounting

All "regular way" purchases and sales of financial assets are recognised on the trade date, i.e. the date that the Group commits to purchase or sell the asset.

dd. Employees' end of service benefits

Provision is made for amounts payable under the Bahrain Labour law applicable to non-Bahraini employees' accumulated periods of service at the date of the consolidated statement of financial position, subject to completion of a minimum period of employment.

Bahraini employees of the Group are covered by contributions made to the Social Insurance Organisation Scheme (SIO) as a percentage of the employees' salaries. The Group's obligations are limited to these contributions, which are expensed when due.

ee. Shari'a supervisory board

The Group's business activities are subject to the supervision of a Shari'a Supervisory Board consisting of five members appointed by the general assembly.

NOTES TO THE CONSOLIDATED FINANCIAL STATEMENTS

31 December 2012

3 CASH AND BALANCES WITH BANKS AND CENTRAL BANK

	2012 BD'000	2011 BD'000
Cash on hand	7,157	6,550
Balances with CBB, excluding mandatory reserve deposits	3,715	2,736
Balances with banks and other financial institutions	4,766	6,150
	15,638	15,436
Mandatory reserve with CBB	28,255	26,245
	43,893	41,681

The mandatory reserve with CBB is not available for use in the day-to-day operations.

4 DUE FROM BANKS AND FINANCIAL INSTITUTIONS

	Jointly financed 2012 BD'000	Jointly financed 2011 BD'000
Commodity murabaha	61,589	112,408
Deferred profits	(32)	(37)
	61,557	112,371
Wakala receivables	70,867	36,442
	132,424	148,813

5 MURABAHA RECEIVABLES

	Jointly financed 2012 BD'000	Jointly financed 2011 BD'000
Tawarooq	103,845	108,207
Tasheel	144,528	101,105
Letters of credit	13,275	53,829
Motor vehicles	13,002	11,965
Credit cards	8,588	6,092
Building	339	592
Building materials	144	348
Land	182	298
Furniture	154	159
	284,057	282,595
Qard fund	15	2
Gross receivables	284,072	282,597
Deferred profits	(35,252)	(28,207)
Net provision for impairment (note 21)*	(21,063)	(52,418)
	227,757	201,972

Non-performing Murabaha receivables outstanding as of 31 December 2012 amounted to BD 63,306 thousand (2011: BD 92,697 thousand).

The Group considers the promise made in the Murabaha to the purchase orderer as obligatory.

* This includes collective impairment provision of BD 2,688 thousand (2011: BD 5,513 thousand).

NOTES TO THE CONSOLIDATED FINANCIAL STATEMENTS

31 December 2012

5 MURABAHA RECEIVABLES (continued)

The composition of the gross Murabaha receivables portfolio before provision for impairment geographically and by sector is as follows:

	2012			2011		
	Europe BD'000	Middle East BD'000	Total BD'000	Europe BD'000	Middle East BD'000	Total BD'000
Commercial	-	67,703	67,703	-	120,016	120,016
Financial institutions	7,061	25,306	32,367	-	24,914	24,914
Others including retail	-	148,750	148,750	-	109,460	109,460
	7,061	241,759	248,820	-	254,390	254,390

6 MUSHARAKA INVESTMENTS

	Jointly financed 2012 BD'000	Jointly financed 2011 BD'000
Musharaka investment in real estate	97,687	93,149
Net provision for impairment (note 21)	(7,467)	(296)
	90,220	92,853

Non-performing Musharaka investments outstanding as of 31 December 2012 amounted to BD 33,056 thousand (2011: BD 25,650 thousand).

7 INVESTMENTS

	2012			2011		
	Self financed BD'000	Jointly financed BD'000	Total BD'000	Self financed BD'000	Jointly financed BD'000	Total BD'000
i) Debt type instruments carried at amortised cost						
<i>Unquoted investments</i>						
Sukuk						
At 1 January	-	56,851	56,851	-	65,075	65,075
Acquisitions	-	25,462	25,462	-	22,833	22,833
Disposals and redemptions	-	(37,907)	(37,907)	-	(31,057)	(31,057)
At 31 December	-	44,406	44,406	-	56,851	56,851
ii) Equity type instruments carried at fair value through equity						
<i>Quoted investments</i>						
Equity shares						
At 1 January	18,793	-	18,793	20,309	-	20,309
Acquisitions	10,495	-	10,495	3,837	-	3,837
Movement in fair market value	1,265	-	1,265	(1,173)	-	(1,173)
Disposals	(5,633)	-	(5,633)	(4,180)	-	(4,180)
At 31 December	24,920	-	24,920	18,793	-	18,793
<i>Unquoted investments</i>						
Equity shares						
At 1 January	14,129	-	14,129	14,320	-	14,320
Disposals	-	-	-	(191)	-	(191)
At 31 December	14,129	-	14,129	14,129	-	14,129

NOTES TO THE CONSOLIDATED FINANCIAL STATEMENTS

31 December 2012

7 INVESTMENTS (continued)

	2012			2011		
	Self financed BD'000	Jointly financed BD'000	Total BD'000	Self financed BD'000	Jointly financed BD'000	Total BD'000
ii) Equity type instruments carried at fair value through equity (continued)						
<i>Managed funds</i>						
At 1 January	37,760	-	37,760	40,025	-	40,025
Acquisitions	2,746	-	2,746	188	-	188
Movement in fair market value	1,851	-	1,851	-	-	-
Disposals	(270)	-	(270)	(2,453)	-	(2,453)
At 31 December	42,087	-	42,087	37,760	-	37,760
iii) Equity type instruments carried at fair value through statement of income						
<i>Quoted investments</i>						
<i>Equity shares</i>						
At 1 January	1,163	-	1,163	1,191	-	1,191
Acquisitions	5,553	-	5,553	413	-	413
Movement in fair market value	269	-	269	-	-	-
Disposals	(6,559)	-	(6,559)	(441)	-	(441)
At 31 December	426	-	426	1,163	-	1,163
Total investment before provision for impairment at 31 December	81,562	44,406	125,968	71,845	56,851	128,696
Net provision for impairment on Debt type instruments (note 21)	-	(3,357)	(3,357)	-	(153)	(153)
Equity type instruments (note 21)	(26,323)	-	(26,323)	(18,621)	-	(18,621)
	(26,323)	(3,357)	(29,680)	(18,621)	(153)	(18,774)
	55,239	41,049	96,288	53,224	56,698	109,922

8 INVESTMENT IN ASSOCIATES

Investments in associates comprise the following:

	Ownership %	Country of incorporation	Self financed 2012 BD'000	Self financed 2011 BD'000
Quoted				
<i>Insurance</i>				
Takaful International Company B.S.C. *	22.75%	Kingdom of Bahrain	1,650	1,830
Unquoted				
<i>Financial Institution</i>				
Liquidity Management Centre B.S.C. (c)	25.00%	Kingdom of Bahrain	5,493	5,321
			7,143	7,151

* Takaful International Company B.S.C. is a listed company on the Bahrain Bourse. The latest available quoted price of BD 0.290 per share was as of 10 January 2010, no further trades have commenced on the company's shares since this date.

NOTES TO THE CONSOLIDATED FINANCIAL STATEMENTS

31 December 2012

8 INVESTMENT IN ASSOCIATES (continued)

The following table summarises the latest associates' financial information:

	2012				
	Total assets BD'000	Total liabilities BD'000	Total contingent liabilities BD'000	Total revenue BD'000	Net profit BD'000
Takaful International Company B.S.C.	34,878	26,184	-	9,299	552
Liquidity Management Centre B.S.C. (c)	62,952	40,981	5,833	3,042	636

	2011				
	Total assets BD'000	Total liabilities BD'000	Total contingent liabilities BD'000	Total revenue BD'000	Net profit BD'000
Takaful International Company B.S.C.	31,058	23,013	-	8,524	608
Liquidity Management Centre B.S.C. (c)	77,025	55,741	7,500	2,733	123

Takaful International Company B.S.C. was incorporated in 1989, it carries out takaful and retakaful activities in accordance with the teachings of Islamic Shari'a. The total revenue represents both the revenue of the General Takaful and Family Takaful for the year ended 31 December 2012 and does not represent the shareholders' revenue only.

Liquidity Management Centre B.S.C. (c) was incorporated in 2002 to facilitate the creation of an Islamic inter-bank market that will allow Islamic financial services institutions to effectively manage their assets and liabilities.

9 INVESTMENT IN IJARAH ASSETS

	2012			2011		
	Self financed			Self financed		
	Land BD'000	Buildings BD'000	Total BD'000	Land BD'000	Buildings BD'000	Total BD'000
Book value:						
At 1 January	6,600	5,640	12,240	6,600	5,640	12,240
Acquisition during the year	1,234	-	1,234	-	-	-
At 31 December	7,834	5,640	13,474	6,600	5,640	12,240
Depreciation:						
At 1 January	-	2,744	2,744	-	2,605	2,605
Provided during the year	-	131	131	-	139	139
At 31 December	-	2,875	2,875	-	2,744	2,744
Net book value:						
At 31 December	7,834	2,765	10,599	6,600	2,896	9,496

NOTES TO THE CONSOLIDATED FINANCIAL STATEMENTS

31 December 2012

10 IJARAH MUNTAHIA BITTAMLEEK

	2012					2011				
	Jointly financed					Jointly financed				
	Land BD'000	Buildings BD'000	Aviation related assets BD'000	Others BD'000	Total BD'000	Land BD'000	Buildings BD'000	Aviation related assets BD'000	Others BD'000	Total BD'000
Cost:										
At 1 January	37,391	47,075	16,102	6,413	106,981	36,420	58,370	11,833	6,332	112,955
Additions	3,505	14,396	363	1,718	19,982	2,629	11,591	13,962	81	28,263
Disposals	(1,983)	(4,699)	(5,308)	(546)	(12,536)	(1,658)	(22,886)	(9,693)	-	(34,237)
At 31 December	38,913	56,772	11,157	7,585	114,427	37,391	47,075	16,102	6,413	106,981
Depreciation:										
At 1 January	-	6,080	1,401	392	7,873	-	6,315	1,254	-	7,569
Provided during the year	-	5,243	744	531	6,518	-	2,781	590	392	3,763
Relating to disposed assets	-	(625)	-	-	(625)	-	(3,016)	(443)	-	(3,459)
At 31 December	-	10,698	2,145	923	13,766	-	6,080	1,401	392	7,873
Net provision for impairment (note 21)	(2,501)	(1,314)	-	-	(3,815)	-	(1,692)	-	-	(1,692)
Net book value:										
As at 31 December	36,412	44,760	9,012	6,662	96,846	37,391	39,303	14,701	6,021	97,416

Impaired Ijarah Muntahia Bittamleek as of 31 December 2012 is BD 32,630 thousand (2011: BD 29,549 thousand).

11 INVESTMENT PROPERTIES

	Self financed 2012 BD'000	Self financed 2011 BD'000
Book value:		
At 1 January	115,008	105,150
Additions	1,115	12,386
Book value at 31 December	116,123	117,536
Fair value adjustment for investment properties	(9,772)	(2,570)
Transfer from fair value reserve on investment properties	-	42
Fair value at 31 December	106,351	115,008

Investment properties comprises of properties located in the Kingdom of Bahrain and United Arab Emirates.

Investment properties are stated at fair value, which have been determined based on valuations performed by independent valuers and industry specialists in valuing these types of investment properties.

NOTES TO THE CONSOLIDATED FINANCIAL STATEMENTS

31 December 2012

12 OTHER ASSETS

	2012 BD'000	2011 BD'000
Fixed assets (net)	5,623	4,590
Receivables from related parties	1,855	2,130
Staff advances	864	1,123
Other Receivables	756	756
Prepaid expenses	400	407
Income receivable	388	355
Receivables under letter of credit	196	196
Others	1,044	650
	11,126	10,207
Net provision for impairment (note 21)	(3,609)	(3,249)
	7,517	6,958

13 OTHER LIABILITIES

	2012 BD'000	2011 BD'000
Payable to vendors	4,566	2,328
Accrued expenses	2,582	2,318
Unearned income	1,829	1,050
Managers' cheques	1,722	1,580
Life insurance fees payable	1,644	1,635
Dividends payable	817	3,468
Provision for employees' end of service benefits and leave	564	546
Zakah and charity fund	58	209
Margin on letters of credit	44	47
Others	823	1,326
	14,649	14,507

14 EQUITY OF INVESTMENT ACCOUNTHOLDERS

The Group maintains an investment risk reserve amounted to BD 63 thousand (2011: nil) and did not maintain a profit equalisation reserve throughout the year ended 31 December 2012 and 2011 respectively.

As equity of investment accountholders' funds are commingled with the Group's funds for investment, no priority is granted to any party for the purpose of investments and distribution of profits.

The Group's share, as Mudarib, in the profits of equity of investment accountholders is up to a maximum of 65% (2011: 65%).

NOTES TO THE CONSOLIDATED FINANCIAL STATEMENTS

31 December 2012

14 EQUITY OF INVESTMENT ACCOUNTHOLDERS (continued)

14.1 Profit Distribution by Type of Account

The following table represents the distribution of profit by type of equity of investment accountholders:

Account Type	2012		2011	
	Percentage of funds invested	Distributed profit rate	Percentage of funds invested	Distributed profit rate
Defined deposits	85%	1.91%	87%	1.95%
Specific investment deposits	85%	3.54%	95%	3.49%
Investment certificates	85%	3.93%	90%	4.00%
Savings accounts	45%	0.57%	45%	0.70%
Iqra	90%	2.88%	85%	3.00%
Tejoori	45%	0.56%	45%	0.70%
Vevo	45%	0.57%	45%	0.70%

14.2 Equity of Investment Accountholders Balances

	2012 BD'000	2011 BD'000
Type of Equity of Investment Accountholders		
Financial Institutions investment accounts		
Contractual basis*	87,669	108,773
Others	21	106
	87,690	108,879
Customer investment accounts		
Balances on demand	192,850	170,624
Contractual basis*	376,643	355,281
Others	4,077	3,427
	573,570	529,332
	661,260	638,211

* These can be withdrawn subject to a monetary penalty

15 OWNERS' EQUITY

	2012 BD'000	2011 BD'000
(i) Share capital		
a) Authorised		
2,000,000,000 shares (2011: 2,000,000,000 shares) of BD 0.100 each	200,000	200,000
b) Issued and fully paid up		
939,673,499 shares (2011: 939,673,499 shares) of BD 0.100 each	93,967	93,967

a) Authorised Share Capital

The shareholders in their extra-ordinary general meeting held on 8 February 2011 resolved to increase the Bank's authorised share capital from 1,000,000,000 shares of BD 0.100 each to 2,000,000,000 shares of BD 0.100 each.

NOTES TO THE CONSOLIDATED FINANCIAL STATEMENTS

31 December 2012

15 OWNERS' EQUITY (continued)

(i) Share capital (continued)

b) Share Capital

The shareholders in their extra-ordinary general meeting held on 8 February 2011 resolved to increase the Bank's paid up capital by BD 54.64 million through rights issue to existing shareholders at a price of BD 0.100 per share. The Bank collected subscriptions of BD 21.11 million up to 22 June 2011, and the Board of Directors has decided to close the capital increase at this amount. The total number of shares issued and fully paid as of 31 December 2012 is 939,673,499 shares (31 December 2011: 939,673,499 shares).

c) Share premium

Amounts collected in excess of the par value of the issued share capital during any new issue of shares, net of issue expenses, are treated as share premium. This amount is not available for distribution, but can be utilised as stipulated by the Bahrain Commercial Companies Law.

During the year the Bank has proposed netting accumulated losses amounting to BD 43,936 thousand against the share premium. This proposed netting was approved by the shareholders in their annual general meeting held on 21 March 2012.

		2012	2011
	Number of Shares	BD'000	BD'000
(ii) Treasury Shares			
At 1 January	3,620,609	563	307
Purchase of treasury shares	-	-	256
At 31 December	3,620,609	563	563
			2012 BD'000
Cost of treasury shares			563
Market value of treasury shares			297

The treasury shares as a percentage of total shares in issue is 0.39%

Owners' equity instruments which are reacquired are deducted from equity. No gain or loss is recognised in the consolidated statement of income on the purchase, sale, issue or cancellation of the Group's own equity instruments.

(iii) Reserves

Statutory reserve

As required by Bahrain Commercial Companies Law and the Group's articles of association, 10% of the net income for the year should be transferred to the statutory reserve. The Group may resolve to discontinue such annual transfers when the reserve totals 50% of paid up share capital. No transfer has been made for the current year as there was a net loss for the year. The reserve is not distributable except in such circumstances as stipulated in the Bahrain Commercial Companies Law and following the approval of CBB.

General reserve

The general reserve is established in accordance with the articles of association of the Group and is distributable following a resolution of shareholders at a general meeting and the approval of CBB. The Group may transfer any amount to the general reserve, as approved by the shareholders at a general meeting, out of the net income for the year after appropriating statutory reserve.

Fair value reserve on investment properties

This represents cumulative unrealised revaluation gains or losses on investment properties. This reserve is transferred to the retained earnings upon sale of the investment properties.

NOTES TO THE CONSOLIDATED FINANCIAL STATEMENTS

31 December 2012

15 OWNERS' EQUITY (continued)

(iii) Reserves (continued)

Cumulative changes in fair value of investments

This represents the net unrealised gains or losses on equity investments relating to self financed investments.

(iv) Additional information on shareholding pattern

1) Names and nationalities of the major shareholders and the number of shares in which they have an interest of 5% or more of outstanding shares:

Names	Nationality	2012		2011	
		Number of shares	% holding	Number of shares	% holding
The Investment Dar Company	Kuwait	372,632,690	39.66%	372,632,690	39.66%
Islamic Development Bank	Saudi	165,804,485	17.64%	165,804,485	17.64%
Kuwait Investment Company S.A.K	Kuwait	110,962,471	11.81%	110,962,471	11.81%
General Council of Kuwaiti Awaqaf	Kuwait	67,946,033	7.23%	67,946,033	7.23%

2) The Group has only one class of shares and the holders of these shares have equal voting rights.

3) Distribution schedule of shares, setting out the number and percentage of holders in the following categories:

	2012			2011		
	Number of shares	Number of shareholders	% of total outstanding shares	Number of shares	Number of shareholders	% of total outstanding shares
Less than 1%	154,442,981	3,412	16.44%	154,442,981	3,441	16.44%
1% up to less than 5%	67,884,839	3	7.22%	67,884,839	3	7.22%
5% up to less than 10%	67,946,033	1	7.23%	67,946,033	1	7.23%
10% up to less than 50%	649,399,646	3	69.11%	649,399,646	3	69.11%
	939,673,499	3,419	100.00%	939,673,499	3,448	100.00%

Details of Directors' interests in the Group's shares as at the end of the year were:

Categories:

	2012		2011	
	No. of shares	No. of directors	No. of shares	No. of directors
Less than 1%	4,042,601	9	3,854,371	6

The following is the number of shares, and percentage of shareholding of Directors, Shari'a supervisory members and Senior management (Assistant General Managers and above):

	2012		2011	
	No. of shares	Percentage of Shareholding	No. of shares	Percentage of Shareholding
Directors	4,042,601	0.43%	3,854,371	0.41%
Shari'a supervisory members	205,725	0.02%	205,725	0.02%
Senior management	100,000	0.01%	161,687	0.02%
	4,348,326	0.46%	4,221,783	0.45%

NOTES TO THE CONSOLIDATED FINANCIAL STATEMENTS

31 December 2012

16 CAPITAL ADEQUACY

The Group manages its capital structure and makes adjustments to it in the light of changes in economic conditions and the risk characteristics of its activities. In order to maintain or adjust the capital structure, the Group may adjust the amount of dividend payment to shareholders, return capital to shareholders or issuing sukuk etc. No changes were made in the objectives, policies and processes from the previous years.

The Group's capital structure is primarily made of its paid-up capital, including share premium and reserves. From regulation's perspective, the significant amount of the Group's capital are in Tier 1 form as defined by the CBB, i.e. most of the capital are of permanent nature.

The Group's capital adequacy policy is to maintain a strong capital base to support the development and growth of the business. Current and future capital requirements are determined on the basis of financing facilities growth expectations for each business group, expected growth in off-balance sheet facilities and future sources and uses of funds.

The classification of the Group's capital in accordance with the regulatory requirements is as follows:

	2012 BD'000	2011 BD'000
Core capital - Tier 1:		
Issued and fully paid ordinary shares	93,404	93,404
General reserves	1,000	1,000
Legal / statutory reserves	10,267	10,268
Share premium	-	43,936
Retained earnings / losses (excluding current year net income/loss)	-	(25,000)
Less:		
Net loss for the year	(36,195)	(17,100)
Unrealised gross losses arising from fair valuing equity securities	(638)	(4,611)
Tier 1 Capital before deductions	67,838	101,897
Supplementary capital - Tier 2:		
Asset revaluation reserve (45% only)	-	-
Unrealised gains arising from fair valuing equities (45% only)	593	315
Investment risk reserve	63	315
Other reverse	2,688	-
Tier 2 Capital before deductions	3,344	630
Total available capital	71,182	102,527
Deductions		
Significant minority interest in banking, securities and financial entities	(5,493)	(5,321)
Excess amount over materiality threshold	-	(10,741)
Investment in insurance entity greater than or equal to 20%	(1,650)	(1,830)
Excess amount over maximum permitted large exposure limit	-	(12,057)
Total eligible capital	64,039	72,578

NOTES TO THE CONSOLIDATED FINANCIAL STATEMENTS

31 December 2012

16 CAPITAL ADEQUACY (continued)

To assess its capital adequacy requirements in accordance to the CBB requirements, the Group adopts the Standardised Approach for its Credit Risk, Basic Indicator Approach for its Operational Risk and Standardised Measurement Approach for its Market Risk. The Capital requirements for these risks are as follows:

	2012 BD'000	2011 BD'000
Total Credit Risk Weighted Assets	459,478	467,064
Total Market Risk Weighted Assets	17,063	14,288
Total Operational Risk Weighted Assets	43,497	52,968
Total Regulatory Risk Weighted Assets	520,038	534,319
Capital Adequacy Ratio	12.31%	13.58%
Minimum requirement	12%	12%

17 COMMITMENTS AND CONTINGENT LIABILITIES

Credit related commitments

These include commitments to enter into financing contracts which are designed to meet the requirements of the Group's customers.

Letters of credit and guarantees commit the Group to make payments on behalf of customers.

The Group has the following credit related commitments and contingent liabilities on behalf of customers:

	2012 BD'000	2011 BD'000
Letters of credit and acceptances	2,239	1,650
Guarantees	7,522	7,934
Operating lease commitments *	524	515
	10,285	10,099

* The Group has entered into commercial leases for certain branches. These leases have an average life of between 4 months and 5 years with renewal terms included in the contracts. Renewals are at the option of the specific entity that holds the lease. There are no restrictions placed upon the lessee by entering into these leases.

Future minimum rentals payable under non-cancellable operating leases as at 31 December are as follows:

	2012 BD'000	2011 BD'000
Within one year	219	289
After one year but not more than five years	305	226
	524	515

NOTES TO THE CONSOLIDATED FINANCIAL STATEMENTS

31 December 2012

18 INCOME FROM JOINTLY FINANCED SALES AND INVESTMENTS

	2012 BD'000	2011 BD'000
Income from Islamic finances:		
Income from Murabaha receivables	14,679	14,687
Income on amounts due from banks and financial institutions	814	1,028
Income from Musharaka investments	5,321	6,240
Income from Ijarah Muntahia Bittamleek - net *	6,564	7,721
	27,378	29,676

* The details of Income from Ijarah Muntahia Bittamleek is as follows:

	2012 BD'000	2011 BD'000
Income from Ijarah Muntahia Bittamleek – gross	13,082	11,484
Depreciation during the year (note 10)	(6,518)	(3,763)
	6,564	7,721

19 NET INCOME FROM INVESTMENTS

	2012 BD'000	2011 BD'000
Dividend income	1,487	865
Unrealised gain / (loss) on equity type instruments carried at fair value through statement of income	271	(293)
Income from investment in ijarah assets	414	286
	2,172	858

20 OTHER EXPENSES

	2012 BD'000	2011 BD'000
Marketing and advertisement expenses	1,623	1,688
Professional, consultancy, and lawyer fees	1,199	650
Credit and debit cards expenses and charges	1,074	641
Communication expenses	867	874
Information technology related expenses	724	1,077
Premises Expenses	624	593
Expenses on Ijarah assets	414	415
Travelling and transportation expenses	241	186
Board of directors sitting fees	210	240
Stationary expenses	175	237
Brokerage fees and commission	40	76
Gifts and donations	24	224
Shari'a supervisory board fees	11	38
Shari'a supervisory board remuneration	-	34
Other miscellaneous expenses	278	946
	7,504	7,919

NOTES TO THE CONSOLIDATED FINANCIAL STATEMENTS

31 December 2012

21 PROVISION FOR IMPAIRMENT

2012	Murabaha receivables BD'000	Ijarah muntahia bittamleek BD'000	Musharaka investments BD'000	Investments BD'000	Other assets BD'000	Total BD'000
Provisions at 1 January	52,418	1,692	296	18,774	3,249	76,429
Written off	(40,446)	-	-	(1,632)	-	(42,078)
Witten back	(3,955)	(669)	-	(86)	-	(4,710)
Provided	13,046	2,792	7,171	12,624	360	35,993
	9,091	2,123	7,171	12,538	360	31,283
Net provisions at 31 December	21,063	3,815	7,467	29,680	3,609	65,634
Non-performing	63,306	32,630	33,056	51,331	3,609	183,932
Notes	5	10	6	7	12	

2011	Murabaha receivables BD'000	Ijarah muntahia bittamleek BD'000	Musharaka investments BD'000	Investments BD'000	Other assets BD'000	Total BD'000
Provisions at 1 January	31,608	3,502	3,363	13,537	3,249	55,259
Written off	(236)	-	-	-	-	(236)
Witten back	(2,375)	(1,939)	(3,126)	(2,373)	-	(9,813)
Provided	23,421	129	59	7,610	-	31,219
	21,046	(1,810)	(3,067)	5,237	-	21,406
Net provisions at 31 December	52,418	1,692	296	18,774	3,249	76,429
Non-performing	92,697	29,549	25,650	23,582	3,249	174,727
Notes	5	10	6	7	12	

The fair value of collateral that the Group holds relating to non performing facilities at 31 December 2012 amounts to BD 142,617 thousand (31 December 2011: BD 97,573 thousand). The collateral consists of cash, securities and properties. The utilisation of the above collaterals will be on a customer by customer basis and will be limited to the customer's total exposure.

The Group has taken all the provision allocated to the non performing assets to their own capital. Hence the equity of investment accountholders was not charged for any of the provision for impairment.

22 ZAKAH

The total Zakah payable as of 31 December 2012 amounted to BD 1,163 thousand (2011: BD 2,188 thousand) of which the Bank has no Zakah payable (2011: BD nil) on the statutory reserve, general reserve and retained earning as at 1 January 2011. The Zakah balance amounting to BD 1,163 thousand or 1.2 fils per share (2011: BD 2,188 thousand or 2.3 fils per share) is due and payable by the shareholders.

NOTES TO THE CONSOLIDATED FINANCIAL STATEMENTS

31 December 2012

23 EARNINGS PER SHARE

Basic and diluted earnings per share is calculated by dividing the net loss for the year by the weighted average number of shares during the year as follows:

	2012	2011
Net loss for the year in BD'000	(36,195)	(17,352)
Weighted average number of shares	936,053	837,718
Basic and diluted earnings per share (fils)	(38.67)	(20.71)

There have been no transactions during the year which caused dilution of the earnings per share.

24 RELATED PARTY TRANSACTIONS

Related parties represent associated companies, major shareholders, directors, key management personnel of the Group and Shari'a Supervisory Board members.

The balances and values of major transactions with the related parties are as follows:

Related party	Transaction	Income (expense)		Balances at 31 December	
		2012 BD'000	2011 BD'000	2012 BD'000	2011 BD'000
Shareholders*	Sukuk	-	-	4,197	4,197
Shareholders**	Tawarooq	-	509	7,817	7,817
Shareholders	Investment properties	-	-	14,200	15,693
Shareholders***	Receivable	-	-	1,855	2,130
Associate	Wakala	61	57	9,592	3,533
Associate	Investment	200	165	7,143	7,151
Board of Directors	Musharaka	3	24	-	79
Board of Directors	Expenses	(210)	(240)	-	-
Board of Directors	Tawarooq	-	-	24	-
Shari'a Supervisory Board	Expenses	(11)	(72)	-	-
Shari'a Supervisory Board	Murabaha	4	41	39	594
Shari'a Supervisory Board	Musharaka	10	13	293	148
Shari'a Supervisory Board	Tawarooq	50	47	596	675
Shari'a Supervisory Board	Letter of credit	49	38	668	564
Key management personnel	Staff advances	-	-	275	332
Key Management personnel	Staff - Credit Cards	-	-	47	38
Board of Directors	Credit Cards	-	-	26	195
Shari'a Supervisory Board	Credit Cards	-	-	12	9
Associate	Customers' investment accounts	(5)	(6)	2,373	252
Associate	Current accounts	-	-	581	1,164
Associate	Life Insurance - Liabilities	-	-	1,644	1,635
Board of Directors	Customers' current accounts	-	-	38	2
Board of Directors	Customers' investment accounts	(9)	-	363	-
Shari'a Supervisory Board	Customers' investment accounts	(3)	-	80	44
Shari'a Supervisory Board	Customers' current accounts	-	-	421	181

* An amount of BD 4,197 thousand (2011: BD 4,197 thousand) is considered as impaired for which provision of BD 3,357 (2011: BD nil) has been made.

** An amount of BD 7,817 thousand (2011: BD 7,817 thousand) is considered as impaired for which provision of BD 3,428 thousand (2011: BD 2,052 thousand) has been made.

*** An amount of BD 1,553 (2011: BD 1,553 thousand) is considered as impaired for which provision of BD 1,553 (2011: BD 1,553 thousand) has been made.

NOTES TO THE CONSOLIDATED FINANCIAL STATEMENTS

31 December 2012

24 RELATED PARTY TRANSACTIONS (continued)

Compensation of the key management personnel is as follows:

Key management personnel includes the staff in grade of assistant general manager and above.

	2012 BD'000	2011 BD'000
Short term employee benefits	921	959
Other long term benefits	149	116
	1,070	1,075

25 RISK MANAGEMENT

Introduction

Risk is inherent in the Group's activities but it is managed through a process of ongoing identification, measurement and monitoring, subject to risk limits and other controls. This process of risk management is critical to the Group's continuing profitability and each individual within the Group is accountable for the risk exposures relating to his or her responsibilities. These risks and the processes to mitigate these risks have not significantly altered from the previous year.

The Group is exposed mainly to credit, liquidity, market and operational risks.

Risk management objectives

The risk management philosophy of the Group is to identify, capture, monitor and manage the various dimensions of risk with the objective of protecting asset values and income streams such that the interest of the Group's shareholders (and others to whom the Group owes a liability) are safeguarded, while maximising the returns intended to optimise the Group's shareholder return while maintaining its risk exposure within self-imposed parameters.

The Group has defined its risk appetite within the parameters of its risk strategy. The Group reviews and realigns its risk appetite as per the evolving business plan of the Group with changing economic and market scenarios. The Group also assesses its tolerance for specific risk categories and its strategy to manage these risks.

Risk appetite of the Group is articulated in terms of the following dimensions:

1. Adequate capital level;
2. Stable profitability and growth;
3. Sufficient liquidity; and
4. Sound reputation.

Structure and Organization of Risk Management Function

Risk Management Structure includes all levels of authorities, organizational structure, people and systems required for the smooth functioning of risk management processes in the Group. The responsibilities associated with each level of risk management structure and authorities include the following:

The Board retains ultimate responsibility and authority for all risk matters, including:

- a. Establishing overall policies and procedures; and
- b. Delegating authority to Executive Committee, Credit Committee, Chief Executive Officer and further delegation to the management to approve and review.

Executive Committee (EC) comprises three designated members of the Board of Directors. The Executive Committee is delegated authorities by the Board to manage the ongoing activities of the Group. Decisions are taken by the Executive Committee either at periodic meetings or if the need arises, by circulation.

Credit and Investment Committee (CIC): As delegated by the Board of Directors and as per approved terms of reference, the Committee has been delegated with the authorities and responsibilities including, approving extension or renewal of credit facilities, granting temporary excesses to customers with credit facilities approved by the Board, approving early repayments of facilities, monitoring the performance and quality of the Group's credit portfolio and overseeing the administration and effectiveness of and compliance with, the Group's credit policies through the review of such processes, reports and other information as it deems appropriate.

NOTES TO THE CONSOLIDATED FINANCIAL STATEMENTS

31 December 2012

25 RISK MANAGEMENT (continued)

Risk Measurement and Reporting Systems

Based on the risk appetite, the Group has put in place various limits. These limits have been approved by the Board. Any limit breach is reported by Risk Management Department (RMD) to the Credit Committee. The limits are reviewed and revised, if necessary at least annually (or earlier if required).

a) Credit Risk

Credit risk is the risk that one party to a financial contract will fail to discharge an obligation and cause the other party to incur a financial loss.

Type of credit risk

Financing contracts mainly comprise of commodity Murabaha, Wakala receivables, Murabaha receivables, Musharaka investments and Ijarah Muntahia Bittamleek.

Due from banks and financial institutions

Due from banks and financial institutions comprise commodity murabaha receivables and wakala receivables.

Murabaha receivables

The Group finances these transactions through buying the commodity which represents the object of the Murabaha contract and then resells this commodity to the Murabeh (beneficiary) at a profit. The sale price (cost plus profit margin) is repaid in instalments by the Murabeh over the agreed period. The transactions are secured at times by the object of the Murabaha contract (in case of real estate finance) and other times by a total collateral package securing the facilities given to the Murabeh.

Musharaka investments

Musharaka is a form of partnership between the Group and its clients whereby each party contributes to the capital of partnership in equal or varying degrees to establish a new project or share in an existing one, whereby each of the parties becomes an owner of the capital on a permanent or declining basis. Profits are shared in an agreed ratio, but losses are shared in proportion to the amount of capital contributed.

Ijarah Muntahia Bittamleek

The legal title of the assets under Ijarah Muntahia Bittamleek only passes to the lessee at the end of the Ijarah term, through gift, consideration or gradual sale, provided that all Ijarah instalments are settled.

Credit Risk Mitigation

Credit risk mitigation refers to the use of a number of techniques, like collaterals, guarantees and credit derivatives (Shari'a compliant protection) to mitigate the credit risks that the Group is exposed to. Credit risk mitigants reduce the credit risk by allowing the Group to protect against counterparty non-performance of credit contracts through collaterals, netting agreements, guarantees and credit derivatives (Shari'a compliant protection).

Generally, the Group extends credit facilities only where supported by adequate tangible collateral security and/or audited financial statements. Facilities may be considered without adequate tangible collateral security, when audited financial statements reveal satisfactory financial position/repayment ability and the facilities are properly structured supported by assignments, guarantees, etc. as appropriate. Name lending (i.e. lending without audited financial statements and tangible collateral security) is discouraged and is approved only on an exceptional basis after careful analysis of the quality of the customer, market reputation, approximate personal net worth etc.

In general, personal guarantees of the partners/promoters/directors of the borrowing entity are obtained in support of credit facilities. In all cases, a statement of net worth of the guarantor is to be compiled by the Account Officer, so that adequate information is available at a future date in case the guarantees need to be enforced.

NOTES TO THE CONSOLIDATED FINANCIAL STATEMENTS

31 December 2012

25 RISK MANAGEMENT (continued)

a) Credit Risk (continued)

Credit Risk Mitigation (continued)

Notwithstanding the above, when facilities are extended to family owned limited liability entities, the following is normally obtained;

- a. Collateral security, fully covering the exposure; or
- b. Joint and several guarantees of shareholders directly involved in managing the entity as well as of shareholders owing at least 80% of the shares of the entity.

Third party guarantees in support of credit facilities are accepted only after review and approval of appropriate guarantor lines.

(i) Gross maximum exposure to credit risk

The market value of tangible collateral security are properly evaluated by the Group approved valuers (for properties) or based on publicly available quotations. Only the Loan-able Value of such security are taken into account while considering credit facilities.

From time to time, the CIC reviews and approves the Loan-able Value of securities. It has also approved a list of acceptable securities.

The table below shows the gross maximum exposure to credit risk for the components of the consolidated statement of financial position, including credit related commitments. The figures represent gross exposure, without taking account of any collateral held or other credit enhancements.

	2012 BD'000	2011 BD'000
Cash and balances with the banks and Central Bank	36,736	35,131
Due from banks and financial institutions	132,424	148,813
Murabaha receivables	227,757	201,972
Musharaka investments	90,220	92,853
Investments	96,288	109,922
Ijarah muntahia bittamleek	96,846	97,416
Ijarah rental receivables	13,766	7,873
Other assets	1,166	1,968
	695,203	695,948
Letters of credit, guarantees and acceptances	9,761	9,584

(ii) Risk concentrations of the maximum exposure to credit risk

Concentrations of credit risk arise when a number of counterparties are engaged in similar business activities, or activities in the same geographic region, or have similar economic features that would cause their ability to meet contractual obligations to be similarly affected by changes in economic, political or other conditions. Concentrations of credit risk indicate the relative sensitivity of the Group's performance to developments affecting a particular industry or geographic location. The Group seeks to manage its credit risk exposure through diversification of financing activities to avoid undue concentrations of risks with individuals or groups of customers in specific locations or businesses.

NOTES TO THE CONSOLIDATED FINANCIAL STATEMENTS

31 December 2012

25 RISK MANAGEMENT (continued)

a) Credit Risk (continued)

(ii) Risk concentrations of the maximum exposure to credit risk (continued)

The distribution of the Group's assets, liabilities, equity of investment accountholders, commitments and contingent liabilities by geographic region and industry sector is as follows:

	Assets		Liabilities and equity of investment accountholders		Commitments and contingent liabilities	
	31 December 2012	31 December 2011	31 December 2012	31 December 2011	31 December 2012	31 December 2011
	BD'000	BD'000	BD'000	BD'000	BD'000	BD'000
Geographical region						
North America	2,289	2,194	78	-	-	-
Europe	18,399	24,306	5,826	5,587	325	325
Middle East	811,109	811,081	757,133	732,223	9,960	9,774
Rest of Asia	1,007	1,562	4	4	-	-
	832,804	839,143	763,041	737,814	10,285	10,099

Industry sector

Trading and manufacturing	40,637	59,925	28,333	54,902	3,437	3,132
Aviation	22,797	22,944	15,590	22,891	956	731
Real Estate	235,979	242,611	31,261	13,070	1,356	1,017
Banks and financial institutions	215,973	231,269	133,151	154,308	2,277	2,307
Personal / Consumer	227,597	181,964	390,405	345,294	274	663
Government Organization	28,342	39,451	84,538	83,604	-	-
Others	61,479	60,979	79,763	63,745	1,985	2,249
	832,804	839,143	763,041	737,814	10,285	10,099

(iii) Credit quality per class of financial assets

The credit quality of financial assets is managed by the Group using internal credit ratings. The table below shows the credit quality by class of asset, based on the Group's credit rating system.

	31 December 2012				
	Neither past due nor impaired		Past due but not impaired	Individually impaired	Total
	High grade BD'000	Standard grade BD'000	BD'000	BD'000	BD'000
Murabaha receivables	-	163,528	21,986	63,306	248,820
Musharaka investments	2,605	48,564	13,462	33,056	97,687
Ijarah muntahia bittamleek	-	58,880	9,151	32,630	100,661
Ijarah rental receivables	-	13,766	-	-	13,766
	2,605	284,738	44,599	128,992	460,934

NOTES TO THE CONSOLIDATED FINANCIAL STATEMENTS

31 December 2012

25 RISK MANAGEMENT (continued)

a) Credit Risk (continued)

(iii) Credit quality per class of financial assets (continued)

	31 December 2011				
	Neither past due nor impaired		Past due but not impaired BD'000	Individually impaired BD'000	Total BD'000
	High grade BD'000	Standard grade BD'000			
Murabaha receivables	8,590	127,386	25,717	92,697	254,390
Musharaka investments	3,359	52,214	11,926	25,650	93,149
Ijarah muntahia bittamleek	-	55,714	13,845	29,549	99,108
Ijarah rental receivables	-	7,873	-	-	7,873
	11,949	243,187	51,488	147,896	454,520

* Restructured facilities during the year amounting to BD 35,057 thousand (2011: BD 72,040 thousand), the facilities restructured include BD 2,341 thousand (2011: BD 23,080 thousand) past due more than 90 days.

(iv) Aging analysis of past due but not impaired Islamic financing facilities per class of financial assets

	Less than 30 days BD'000	31 to 60 days BD'000	61 to 90 days BD'000	Total BD'000
2012				
Murabaha receivable	21,721	205	60	21,986
Musharaka investments	13,018	438	6	13,462
Ijarah muntahia bittamleek	9,138	10	3	9,151
	43,877	653	69	44,599
	Less than 30 days BD'000	31 to 60 days BD'000	61 to 90 days BD'000	Total BD'000
2011				
Murabaha receivable	17,570	5,708	2,439	25,717
Musharaka investments	11,697	77	152	11,926
Ijarah muntahia bittamleek	5,238	8,389	218	13,845
	34,505	14,174	2,809	51,488

b) Liquidity Risk

Liquidity risk is the risk that the Group will be unable to meet its net funding requirements when they fall due. Liquidity risk can be caused by market disruptions or credit downgrades which may cause certain sources of funding to cease immediately. To guard against this risk, the Group has a large customer base and assets are managed with liquidity in mind, maintaining a healthy balance of cash, cash equivalents, commodity Murabaha, Wakala receivables, credit lines and quoted investments.

NOTES TO THE CONSOLIDATED FINANCIAL STATEMENTS

31 December 2012

25 RISK MANAGEMENT (continued)

b) Liquidity Risk (continued)

Maturity profile of Group's assets and liabilities

The table below summarises the maturity profile of the Group's assets and liabilities. The contractual maturities of assets and liabilities have been determined on the basis of the remaining period at the consolidated statement of financial position date to the contractual maturity date and do not take account of the effective maturities as indicated by the Group's retention history of its equity of investment accountholders.

The maturity profile of assets, liabilities and equity of investment accountholders at 31 December 2012 was as follows:

	Up to 1 month BD'000	1 to 3 months BD'000	3 to 6 months BD'000	6 months to 1 year BD'000	1 to 3 years BD'000	Over 3 years BD'000	No fixed maturity BD'000	Total BD'000
ASSETS								
Cash and balances with the banks and Central Bank	15,638	-	-	-	-	-	28,255	43,893
Due from banks and financial institutions	119,992	8,863	912	2,657	-	-	-	132,424
Murabaha receivables	2,054	14,892	4,102	13,254	20,394	173,061	-	227,757
Musharaka investments	4,046	2,619	253	768	11,348	71,186	-	90,220
Investments	5,356	21,153	-	-	9,061	52,288	8,430	96,288
Investment in associates	-	-	-	-	-	-	7,143	7,143
Investment in Ijarah assets	-	-	-	-	-	-	10,599	10,599
Ijarah Muntahia Bittamleek	-	-	205	1,884	4,351	90,406	-	96,846
Investment properties	-	-	-	-	-	-	106,351	106,351
Ijarah rental receivables	-	-	13,766	-	-	-	-	13,766
Other assets	209	655	528	-	-	502	5,623	7,517
Total assets	147,295	48,182	19,766	18,563	45,154	387,443	166,401	832,804
LIABILITIES AND EQUITY OF INVESTMENT ACCOUNTHOLDERS								
Customers' current accounts	87,132	-	-	-	-	-	-	87,132
Other liabilities	14,650	-	-	-	-	-	-	14,650
Equity of investment accountholders	189,199	114,997	80,367	270,725	3,568	-	2,404	661,260
Total liabilities and equity of investment accountholders	290,981	114,997	80,367	270,725	3,568	-	2,404	763,042
Liquidity gap	(143,686)	(66,815)	(60,601)	(252,162)	41,586	387,443	163,997	69,762
Cumulative liquidity gap	(143,686)	(210,501)	(271,102)	(523,264)	(481,678)	(94,235)	69,762	-

NOTES TO THE CONSOLIDATED FINANCIAL STATEMENTS

31 December 2012

25 RISK MANAGEMENT (continued)

b) Liquidity Risk (continued)

The maturity profile of assets, liabilities and equity of investment accountholders at 31 December 2011 was as follows:

	Up to 1 month BD'000	1 to 3 months BD'000	3 to 6 months BD'000	6 months to 1 year BD'000	1 to 3 years BD'000	Over 3 years BD'000	No fixed maturity BD'000	Total BD'000
ASSETS								
Cash and balances with the banks and Central Bank	15,436	-	-	-	-	-	26,245	41,681
Due from banks and financial institutions	121,418	26,209	1,186	-	-	-	-	148,813
Murabaha receivables	911	8,367	7,717	22,974	20,921	141,082	-	201,972
Musharaka investments	3,245	3,359	49	411	12,007	73,782	-	92,853
Investments	-	14,493	1,131	9,966	13,322	60,043	10,967	109,922
Investment in associates	-	-	-	-	-	-	7,151	7,151
Investment in Ijarah assets	-	-	-	-	-	-	9,496	9,496
Ijarah Muntahia Bittamleek	66	-	4	-	11,190	86,156	-	97,416
Investment properties	-	-	-	-	-	-	115,008	115,008
Ijarah rental receivables	-	-	7,873	-	-	-	-	7,873
Other assets	-	-	2,368	-	-	-	4,590	6,958
Total assets	141,076	52,428	20,328	33,351	57,440	361,063	173,457	839,143
LIABILITIES AND EQUITY OF INVESTMENT ACCOUNTHOLDERS								
Customers' current accounts	85,096	-	-	-	-	-	-	85,096
Other liabilities	14,507	-	-	-	-	-	-	14,507
Equity investment accountholders	185,682	135,438	79,133	227,182	8,963	5	1,808	638,211
Total liabilities and equity of investment accountholders	285,285	135,438	79,133	227,182	8,963	5	1,808	737,814
Liquidity gap	(144,209)	(83,010)	(58,805)	(193,831)	48,477	361,058	171,649	101,329
Cumulative liquidity gap	(144,209)	(227,219)	(286,024)	(479,855)	(431,378)	(70,320)	101,329	-

c) Market Risk

Market risk is the risk that the fair value or future cash flows of financial instruments will fluctuate due to changes in market variables such as profit rates, equity prices, and foreign exchange rates.

(i) Profit rate risk

Profit rate risk arises from the possibility that changes in profit rates will affect future profitability or the fair values of financial instruments. The Group's management believe that the Group is not exposed to material profit rate risk as a result of mismatches of profit rate repricing of assets, liabilities and equity of investment accountholders as the repricing of assets, liabilities and equity of investment accountholders occur at similar intervals. The profit distribution to equity of investment accountholders is based on profit sharing agreements. Therefore, the Group is not subject to any significant profit rate risk.

However, the profit sharing agreements will result in displaced commercial risk when the Group's results do not allow the Group to distribute profits inline with the market rates.

NOTES TO THE CONSOLIDATED FINANCIAL STATEMENTS

31 December 2012

25 RISK MANAGEMENT (continued)

c) Market Risk (continued)

(ii) Equity price risk

Equity price risk is the risk that the fair values of equities decrease as a result of changes in the levels of equity indices and the value of individual stocks. The equity price risk exposure arises from the investment portfolio. The Group manages this risk through diversification of investments in terms of geographical distribution and industry concentration.

In order to measure the risk of equity on its financial positions, the Group adopts a sensitivity analysis on its quoted equity portfolio for 10% increase of the portfolio value with all other variables remain constant. The effect of a similar decrease in equity prices is expected to be equal and opposite to the effect of the increase shown.

Equity price risk variation as of 31 December is as follows;

	Increase in equity price %	Sensitivity of profit or loss BD'000	Sensitivity of equity BD'000
2012			
Bahrain Bourse	+10	12	588
Saudi Stock Exchange (TADAWUL)	+10	14	610
Oman Stock Exchange	+10	16	394
Kuwait Stock Exchange	+10	-	-
Qatar Stock Exchange	+10	-	407

	Increase in equity price %	Sensitivity of profit or loss BD'000	Sensitivity of equity BD'000
2011			
Bahrain Bourse	+10	29	671
Saudi Stock Exchange (TADAWUL)	+10	69	311
Oman Stock Exchange	+10	14	351
Kuwait Stock Exchange	+10	5	-
Qatar Stock Exchange	+10	-	-

As at consolidated statement of financial position date, the Group has unquoted (equities and sukuk) of BD 50 million (31 December 2011: BD 68 million). The impact of changes in the value of these unquoted equities and sukuk and the related impact on equity will only be reflected when the financial instrument is sold or deemed to be impaired.

(iii) Currency risk

Currency risk is the risk that the value of a financial instrument will fluctuate due to changes in foreign exchange rates. The Group views the Bahraini Dinar as its functional currency. The Board has set limits on positions by currency. Positions are monitored on a daily basis to ensure they are maintained within established limits.

The Group had the following significant net exposures denominated in foreign currencies as of 31 December:

	Equivalent Long (short) 2012 BD'000	Equivalent Long (short) 2011 BD'000
Currency		
Pound Sterling	(1,041)	(1,040)
Euro	(750)	(886)
Kuwaiti Dinars	(14,957)	(12,257)

NOTES TO THE CONSOLIDATED FINANCIAL STATEMENTS

31 December 2012

25 RISK MANAGEMENT (continued)

c) Market Risk (continued)

(iii) Currency risk (continued)

As the Bahraini Dinar is pegged to the US Dollar, positions in US Dollars are not considered to represent significant currency risk. Moreover, as the Group does not have significant exposure to other currencies, movement of the currency exchange risk against the Bahraini Dinar with other variables held constant will have an immaterial impact on the consolidated statement of income and owners' equity.

d) Operational Risk

Operational risk is the risk of loss arising from system failure, human error, fraud or external events. When controls fail to perform, operational risks can cause damage to reputation, have legal or regulatory implications, or lead to financial loss. The Group cannot expect to eliminate all operational risks, but through a control framework and by monitoring and responding to potential risks, the Group is able to manage the risks. Controls include effective segregation of duties, access, authorisation and reconciliation procedures, staff education and assessment processes, including the use of internal audit.

26 SEGMENTAL INFORMATION

For management purposes, the Group is organised into three major business segments;

Corporate	Principally handling corporates' equity of investment accountholders', current accounts, and providing islamic financing facilities.
Retail	Principally handling individual customers' equity of investment accountholders', current accounts, and providing islamic financing facilities.
Investment	Principally handling banks' and financial institutions' equity of investment accountholders, providing money market, trading and treasury services as well as the management of the Group's investment activities. Investment activities involve handling investments in local and international markets and investment in properties.

These segments are the basis on which the Group reports its primary segment information. Transactions between segments are conducted at estimated market rates on an arm's length basis. Transfer charges are based on a pool rate which approximates the cost of funds.

Segment information is disclosed as follows:

	31 December 2012			
	Corporate BD'000	Retail BD'000	Investment BD'000	Total BD'000
Total income	6,146	16,176	2,153	24,475
Total expenses	(3,139)	(13,463)	(3,013)	(19,615)
Fair value adjustment for investment properties	-	-	(9,772)	(9,772)
Net provision for impairment	(16,331)	(2,054)	(12,898)	(31,283)
Net income (loss) for the year	(13,324)	659	(23,530)	(36,195)
Other information				
Segment assets	213,284	249,645	369,875	832,804
Segment liabilities, and equity	243,967	427,159	161,678	832,804

NOTES TO THE CONSOLIDATED FINANCIAL STATEMENTS

31 December 2012

26 SEGMENTAL INFORMATION (continued)

Segment information is disclosed as follows:

	31 December 2011			
	Corporate BD'000	Retail BD'000	Investment BD'000	Total BD'000
Total income	9,723	12,885	3,776	26,384
Total expenses	(3,371)	(13,258)	(3,131)	(19,760)
Fair value adjustment for investment properties	-	-	(2,570)	(2,570)
Net provision for impairment	(19,708)	3,538	(5,236)	(21,406)
Net income (loss) for the year	(13,356)	3,165	(7,161)	(17,352)
Other information				
Segment assets	228,799	203,450	406,894	839,143
Segment liabilities, and equity	229,284	387,410	222,449	839,143

The Group operates solely in the Kingdom of Bahrain and, as such, no geographical segment information is presented.

27 FAIR VALUE OF FINANCIAL INSTRUMENTS

Fair value is the amount for which an asset could be exchanged or a liability settled between knowledgeable and willing parties in an arm's length transaction. Consequently, differences can arise between carrying values and fair value estimates. Included under investments are equity type instruments carried at fair value through equity amounting to BD 8,842 thousand (2011: BD 10,967 thousand) which are carried at cost due to lack of other reliable methods for arriving at a reliable fair value for these investments.

The estimated fair value of the Group's financial instruments are not significantly different from their book values as at the consolidated statement of financial position.

28 EARNINGS AND EXPENSES PROHIBITED BY SHARI'A

The Group is committed to avoid recognising any income generated from non-Islamic sources. Accordingly, all non-Islamic income is credited to a qard fund account where the Group uses these funds for various social welfare activities. The movements in these funds is shown in statement of sources and uses of good faith qard fund. The non-Islamic income includes the penalties charged on late repayments for Islamic facilities.

29 SHARI'A SUPERVISORY BOARD

The Group's Shari'a Supervisory Board consists of three Islamic scholars who review the Group's compliance with general Shari'a principles and specific fatwas, rulings and guidelines issued. Their review includes examination of evidence relating to the documentation and procedures adopted by the Group to ensure that its activities are conducted in accordance with Islamic Shari'a principles.

30 SOCIAL RESPONSIBILITY

The Group discharges its social responsibilities through zakah and charity fund's expenditures and donations to good faith qard fund for marriage, refurbishment, medical treatments, etc.

31 COMPARATIVE FIGURES

Certain of the prior year's figures have been reclassified to conform to the presentation adopted in the current year. Such reclassification did not affect previously reported net income or owners' equity.

بنك البحرين الإسلامي

ص.ب ٥٢٤٠

المنامة – مملكة البحرين

الهاتف: ٥٤٦١١١ ١٧ (+٩٧٣)

الفاكس: ٨٠٨ ٥٣٥ ١٧ (+٩٧٣)

مركز الإتصال: ١٥١ ١٥٥ ١٧ (+٩٧٣)

www.bisb.com